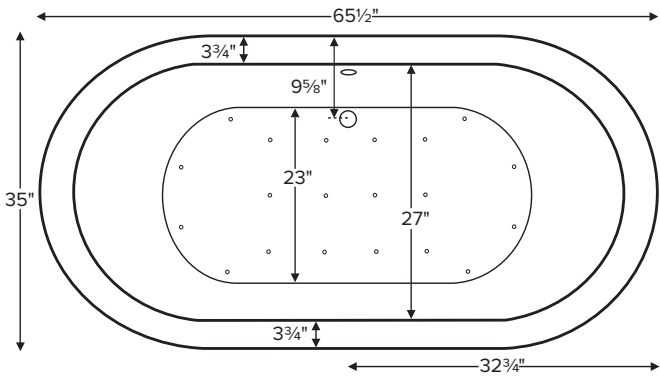


Melinda 4

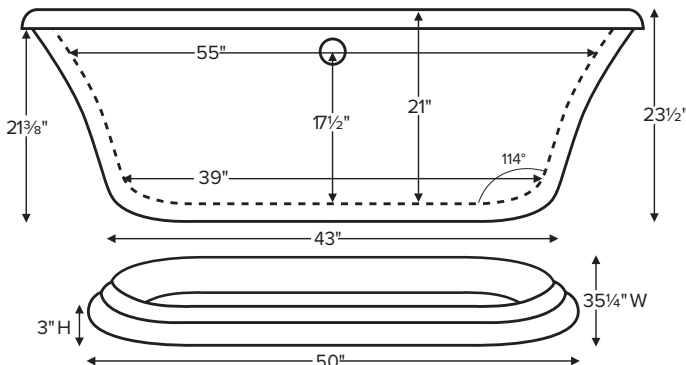


MODEL 88	
65.5" x 35" x 23.5" Optional pedestal: 50" x 35.25" x 3"	
FREESTANDING 80 gal to overflow	
Acrylic CXL®	DoloMatte®
121 lbs / 55 kg	<SOAKER> 136 lbs / 62 kg
Filling this tub to the maximum may require an above average size or dedicated water heater.	



Requires use of a wall-mounted or freestanding tub filler.

Shown with Air Massage Package.

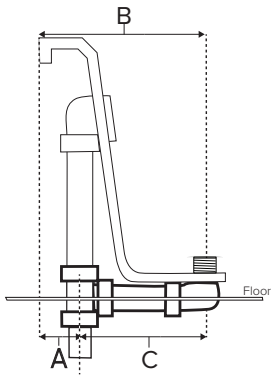


Optional one-piece pedestal base.



Drain Rough-In Measurements

A	B	C
4 1/8"	9 5/8"	5 1/2"



ELECTRICAL COMPONENTS & SPECIFICATIONS

Hydrotherapy Package	Components Included	110V GFCI
Air Massage	heated blower	1-15 amp
Air Massage Elite	heated blower, chromatherapy	1-15 amp
Electrical requirements may change with the addition of optional therapy components. See specific option details or installation information. CSA Certified C/US; B45.5/IAPMO ANSI Z124.1 and ANSI 112.19.7		

See the Installation & Operation Manual for more details.  
MTI's Customer Service: Monday-Friday 8am-6pm EST  
**800-783-8827** or [service@mtibaths.com](mailto:service@mtibaths.com)

- Before discarding tub packaging, check for accessories that may be packaged inside.
- All product measurements are  $\pm 1/2"$ .
- Specifications and configurations are subject to change without notice.
- Measurements herein supersede all others published prior to publication date below.

IMPORTANT ORDERING & INSTALLATION INFORMATION:

- Before ordering or installing, please consider future access to equipment.
- Comes equipped with an access panel on the drain side for installation of waste and overflow.
- Optional pedestal ring does not increase the height of the tub.
- Air baths require job site preparations for remote mounting the blower.
- Hydrotherapy equipment may ship loose for remote installation depending on tub model. See package content on the following page for details.
- MTI will eliminate the access panel upon request. Installation will be more difficult.
- Radiance placed on floor locations will affect placement of air jets.
- Faucet valves cannot be installed on this tub model.
- All tubs are in accordance with CSA B45.5/IAPMO Z124 standard and compliant with ASTM C 1028-07 coefficient of friction. DoloMatte meets ANSI A137.1/A326.3 coefficient of friction and AS HB198:2014 pendulum slip resistance testing.



Melinda 4  
MODEL 88  
65.5" x 35" x 23.5"

Hydrotherapy Packages	Package Contents	Acrylic CXL®		DoloMatte®	
		Part #	MSRP	Part #	MSRP
Soaker	Soaking bath - no jets; includes a pre-leveled foam base.	S88	\$5,505	S88ADM	\$6,225
		With pedestal S88B	\$6,650	With pedestal S88BDM	\$7,465
Air Massage	20 air jets, heated air blower, pre-leveled foam base. Blower and control boxes must be remote located.	AST88	\$8,790	AST88ADM	\$9,510
		With pedestal AST88B	\$9,935	With pedestal AST88BDM	\$10,750
Air Massage Elite	30 air jets, heated air blower, Chromatherapy LED lighting, Spa Mode, pre-leveled foam base. Blower and control boxes must be remote located.	AE88	\$10,500	AE88ADM	\$11,220
		With pedestal AE88B	\$11,645	With pedestal AE88BDM	\$12,460

RECOMMENDED SENSORY THERAPIES

Chromatherapy

(LE) **\$800** underwater lighting  
2 LED lights included

Audiotherapy

(STEREOBT) **\$1,390** 2 transducers  
with bluetooth and amplifier  
(BTREMOTE) **\$600** bluetooth remote

(STEREOH202) **\$1,575** 4 transducers  
amplifier not included

Thermaltherapy

(RAD100) **\$1,595** Radiance®  
2 heated zones included

Options *Must be ordered at time of purchase*

**Standard Colors** White (CWH) DoloMatte available in matte white only.  
Biscuit (CBS) Not available for DoloMatte.

**Quick Ship** reduces lead time (QSPRI) **\$430**  
*Please call for availability*

**Textured Bottom** (TXTBTM) Acrylic CXL® only **\$105**  
DoloMatte® exceeds ANSI A137.1/A326.3 and AS HB198 slip tests.

**Virtual Spout** high-flow integrated tub filler (FPMJ) **\$450**

**Grab Bars** from **\$330** (1 set of 2)  
Grab bars are factory-installed to the left and right of the overflow. Go to Acrylic Tub Options on [mtibaths.com](https://mtibaths.com) for details before ordering.  
*Color and finish selections vary.*

**Decorative Towel Bar**  
Chrome (CHTOWEL) **\$545**, Brushed Nickel (BNTOWEL) **\$545**

Accessories

**Pillows** from **\$180**

**Teak Bath Mat** (TKMAT3018) **\$815**  
*Custom sizes also available. Contact MTI for details and pricing.*

**Floor-Mounted High-Flow Tub Filler**  
Traditional Brushed Nickel (FILLTBN) **\$1,745**

**Faucet Stand SculptureStone® Standard**

<b>Small</b> 3-hole capacity <b>14¼" w x 21¾" h</b> Matte (STAND) <b>\$725</b>	<b>Large</b> 5-hole capacity <b>22" w x 21¾" h</b> Matte (STANDL) <b>\$855</b>
--	--

**+\$430 gloss finish upcharge** (SSGLOSSSNK)



## Melinda 4

MODEL 88

65.5" x 35" x 23.5"

### Cable Driven

Turn the overflow knob clockwise to open the drain, then counterclockwise to close the drain.



**Drain Finishes - PVC Drain Kit**  
 White/Bone/Biscuit (WOCDW) **\$440**  
 Chrome (WOC) **\$410**  
 Brushed Nickel (WOCDBN) **\$490**  
 Polished Nickel (WOCDPN) **\$540**  
 Oil-Rubbed Bronze<sup>†</sup> (WOCBOR) **\$550**  
 Polished Brass (WOCDBR) **\$690**  
 Special Finishes\* (WOCDSF) **\$1,135**

MTI does not offer a brass body cable drain kit.

### Lift & Turn

Simple lift & turn to open. Lift, turn & release to close.



**Drain Finishes - PVC Drain Kit**  
 Chrome (WOC) **\$185**  
 White (WOW) **\$245**  
 Brushed Nickel (WOBN) **\$305**

### Toe Tap Push down on drain cover to open and close.



**Round Overflow - PVC Drain Kit**  
 Chrome (WOTTC) **\$380**  
 Brushed Nickel (WOTTBN) **\$385**  
 Polished Nickel (WOTTPN) **\$385**  
 Special Finishes\* (WOTTSF) **\$1,145**



**Rectangular Overflow - PVC Drain Kit**  
 Chrome (WOTRC) **\$470**  
 Brushed Nickel (WOTRBN) **\$430**  
 White (WOTRW) **\$525**

Rectangular Overflow kit must be specified when the tub is ordered.



**Round Overflow - Solid Brass Drain**  
 Chrome (WOTTSBC) **\$810**  
 Brushed Nickel (WOTTSBBN) **\$810**  
 Polished Nickel (WOTTSBPN) **\$810**

### Slim-Line Overflow with Toe Tap Drain

Sleek low profile overflow is factory-installed • Overflow measures 4.5" x 1"  
 Provides a deeper soak • Not available for commercial applications



**Must be specified when the tub is ordered.**  
**Available for select Designer Collection tubs only.**

#### Slim-Line Overflow with Toe-Tap PVC Drain

Chrome (SLOT) **\$500**  
 Brushed Nickel (SLOTBN) **\$530**  
 Polished Nickel (SLOTPN) **\$555**  
 White (SLOTW) **\$430**



#### Slim-Line Overflow with Toe-Tap Solid Brass Drain

Chrome (SLOTSBC) **\$930**  
 Brushed Nickel (SLOTSBBN) **\$935**  
 Polished Nickel (SLOTSBPN) **\$935**  
 White (SLOTSBW) **\$965**

**See individual tub specification sheets for availability.**

\* Allow 2-4 weeks lead time for Special Finishes.  
 Send sample for best match.

<sup>†</sup>Oil Rubbed Bronze finishes vary among manufacturers.  
 MTI has selected a finish that is compatible with many available.  
 To ensure best match, order as a Special Finish and submit a sample.

#### NOTE:

MTI does not warrant drain kits or finishes, though drain kits may carry a direct factory warranty from the manufacturer. Proper drain installation is the responsibility of the installer. MTI's tub warranty does not cover drain leakage.

