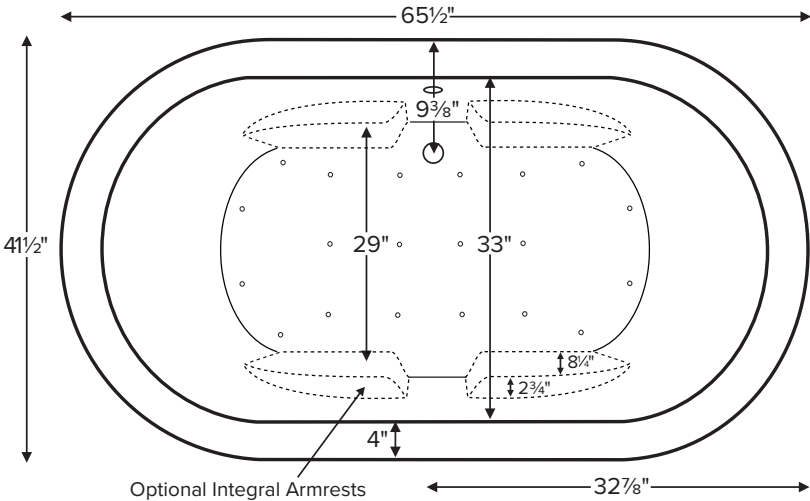


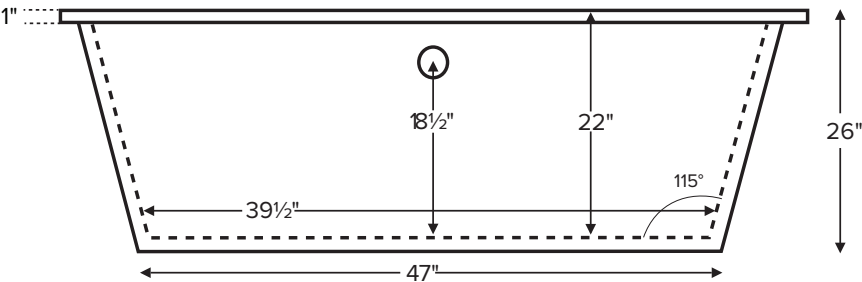
New Yorker 4



MODEL 68	
65.5" x 41.5" x 26"	
FREESTANDING 94 gal to overflow	
Acrylic CXL®	DoloMatte®
121 lbs / 55 kg	<SOAKER> 136 lbs / 62 kg
Filling this tub to the maximum may require an above average size or dedicated water heater.	

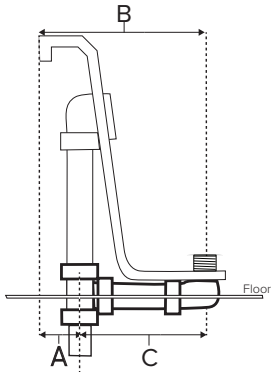


Requires use of a wall-mounted or freestanding tub filler.  
Shown with Air Massage Package.



Drain Rough-In Measurements

A	B	C
3"	9 5/8"	6 5/8"



ELECTRICAL COMPONENTS & SPECIFICATIONS

Hydrotherapy Package	Components Included	110V GFCI
Air Massage	heated blower	1-15 amp
Air Massage Elite	heated blower, chromatherapy	1-15 amp
Electrical requirements may change with the addition of optional therapy components. See specific option details or installation information. CSA Certified C/US; B45.5/IAPMO ANSI Z124.1 and ANSI 112.19.7		

See the Installation & Operation Manual for more details.  
MTI's Customer Service: Monday-Friday 8am-6pm EST  
**800-783-8827** or [service@mtibaths.com](mailto:service@mtibaths.com)

- Before discarding tub packaging, check for accessories that may be packaged inside.
- All product measurements are ±1/2".
- Specifications and configurations are subject to change without notice.
- Measurements herein supersede all others published prior to publication date below.

IMPORTANT ORDERING & INSTALLATION INFORMATION:

- Before ordering or installing, please consider future access to equipment.
- Comes equipped with an access panel on the drain side for installation of waste and overflow.
- Air baths require job site preparations for remote mounting the blower.
- Hydrotherapy equipment may ship loose for remote installation depending on tub model. See package content on the following page for details.
- MTI will eliminate the access panel upon request. Installation will be more difficult.
- Faucet valves cannot be installed on this tub model.
- Radiance placed on floor locations will affect placement of air jets.
- All tubs are compliant with ASTM C 1028-07 coefficient of friction. DoloMatte meets ANSI A137.1/A326.3 coefficient of friction and AS HB198:2014 slip tests.



New Yorker 4

MODEL 68

65.5" x 41.5" x 26"

Hydrotherapy Packages	Package Contents	Acrylic CXL®		DoloMatte®	
		Part #	MSRP	Part #	MSRP
Soaker	Soaking bath - no jets; includes a pre-leveled foam base.	S68	\$5,550	S68DM	\$6,270
Air Massage	20 air jets, heated air blower, pre-leveled foam base. Blower and control boxes must be remote located.	AST68	\$8,835	AST68DM	\$9,555
Air Massage Elite	30 air jets, heated air blower, Chromatherapy LED lighting, Spa Mode, pre-leveled foam base. Blower and control boxes must be remote located.	AE68	\$10,545	AE68DM	\$11,265

RECOMMENDED SENSORY THERAPIES

**Chromatherapy**  
(LE) **\$800** underwater lighting  
2 LED lights included

**Audiotherapy**  
(STEREOBT) **\$1,390** 2 transducers  
with bluetooth and amplifier  
(BTREMOTE) **\$600** bluetooth remote

(STEREOH202) **\$1,575** 4 transducers  
amplifier not included

**Thermaltherapy**  
(RAD100) **\$1,595** Radiance®  
2 heated zones included

Options <i>Must be ordered at time of purchase</i>
<b>Standard Colors</b> White (CWH) DoloMatte available in matte white only. Biscuit (CBS) Not available for DoloMatte.
<b>Quick Ship</b> reduces lead time (QSPRI) <b>\$430</b> <i>Please call for availability</i>
<b>Textured Bottom</b> (TXTBTM) Acrylic CXL® only <b>\$105</b> DoloMatte® exceeds ANSI A137.1/A326.3 and AS HB198 slip tests.
<b>Virtual Spout</b> high-flow integrated tub filler (FPMJ) <b>\$450</b>
<b>Grab Bars</b> from <b>\$330</b> (1 set of 2) Grab bars are factory-installed to the left and right of the overflow. Go to Acrylic Tub Options on mtibaths.com for details before ordering. <i>Color and finish selections vary.</i>
<b>Decorative Towel Bar</b> Chrome (CHTOWEL) <b>\$545</b> , Brushed Nickel (BNTOWEL) <b>\$545</b>
<b>Integral Armrests</b> - 2 pair (INTARM2) <b>\$295</b>

Accessories
<b>Pillows</b> from <b>\$180</b>
<b>Teak Bath Mat</b> (TKMAT3018) <b>\$815</b> <i>Custom sizes also available. Contact MTI for details and pricing.</i>
<b>Teak Tub Tray</b> Slatted (TK-TRAY1) <b>\$500</b> Solid (TK-TRAY2) <b>\$570</b>
<b>Floor-Mounted High-Flow Tub Filler</b> Traditional Brushed Nickel (FILLTBN) <b>\$1,745</b>
<b>Faucet Stand</b> SculptureStone® Standard <div><div><b>Small</b> 3-hole capacity <b>14¼" w x 21¾" h</b> Matte (STAND) <b>\$725</b></div><div><b>Large</b> 5-hole capacity <b>22" w x 21¾" h</b> Matte (STANDL) <b>\$855</b></div></div> <b>+\$430 gloss finish upcharge</b> (SSGLOSSENK)

## New Yorker 4

MODEL 68

65.5" x 41.5" x 26"

### Cable Driven

Turn the overflow knob clockwise to open the drain, then counterclockwise to close the drain.



**Drain Finishes - PVC Drain Kit**  
 White/Bone/Biscuit (WOCDW) **\$440**  
 Chrome (WOC) **\$410**  
 Brushed Nickel (WOCDBN) **\$490**  
 Polished Nickel (WOCDPN) **\$540**  
 Oil-Rubbed Bronze<sup>†</sup> (WOCBOR) **\$550**  
 Polished Brass (WOCDBR) **\$690**  
 Special Finishes\* (WOCDSF) **\$1,135**

MTI does not offer a brass body cable drain kit.

### Lift & Turn

Simple lift & turn to open. Lift, turn & release to close.



**Drain Finishes - PVC Drain Kit**  
 Chrome (WOC) **\$185**  
 White (WOW) **\$245**  
 Brushed Nickel (WOBN) **\$305**

### Toe Tap Push down on drain cover to open and close.



**Round Overflow - PVC Drain Kit**  
 Chrome (WOTTC) **\$380**  
 Brushed Nickel (WOTTBN) **\$385**  
 Polished Nickel (WOTTPN) **\$385**  
 Special Finishes\* (WOTTSF) **\$1,145**



**Rectangular Overflow - PVC Drain Kit**  
 Chrome (WOTRC) **\$470**  
 Brushed Nickel (WOTRBN) **\$430**  
 White (WOTRW) **\$525**

Rectangular Overflow kit must be specified when the tub is ordered.



**Round Overflow - Solid Brass Drain**  
 Chrome (WOTTSBC) **\$810**  
 Brushed Nickel (WOTTSBBN) **\$810**  
 Polished Nickel (WOTTSBPN) **\$810**

### Slim-Line Overflow with Toe Tap Drain

Sleek low profile overflow is factory-installed • Overflow measures 4.5" x 1"  
 Provides a deeper soak • Not available for commercial applications



**Must be specified when the tub is ordered.**  
**Available for select Designer Collection tubs only.**

#### Slim-Line Overflow with Toe-Tap PVC Drain

Chrome (SLOT) **\$500**  
 Brushed Nickel (SLOTBN) **\$530**  
 Polished Nickel (SLOTPN) **\$555**  
 White (SLOTW) **\$430**



#### Slim-Line Overflow with Toe-Tap Solid Brass Drain

Chrome (SLOTSBC) **\$930**  
 Brushed Nickel (SLOTSBBN) **\$935**  
 Polished Nickel (SLOTSBPN) **\$935**  
 White (SLOTSBW) **\$965**

**See individual tub specification sheets for availability.**

\* Allow 2-4 weeks lead time for Special Finishes.  
 Send sample for best match.

<sup>†</sup>Oil Rubbed Bronze finishes vary among manufacturers.  
 MTI has selected a finish that is compatible with many available.  
 To ensure best match, order as a Special Finish and submit a sample.

#### NOTE:

MTI does not warrant drain kits or finishes, though drain kits may carry a direct factory warranty from the manufacturer. Proper drain installation is the responsibility of the installer. MTI's tub warranty does not cover drain leakage.