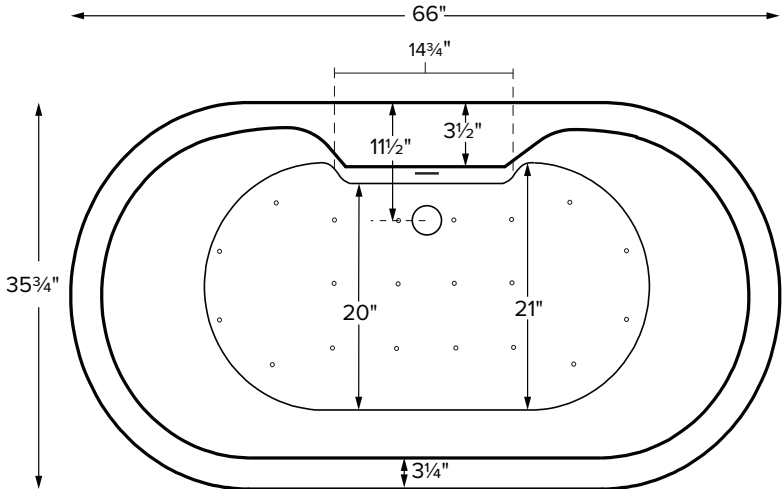


New Yorker 12

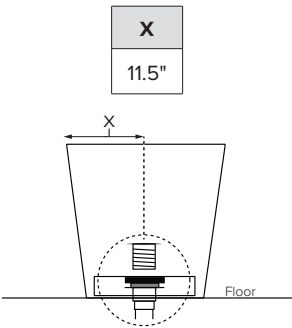


Shown with optional Slim-Line Overflow

MODEL 275	
66" x 35.75" x 23.75"	
FREESTANDING 70 gal to overflow	
Acrylic CXL®	DoloMatte®
150 lbs / 68 kg	<SOAKER> 169 lbs / 77 kg
Filling this tub to the maximum may require an above average size or dedicated water heater.	

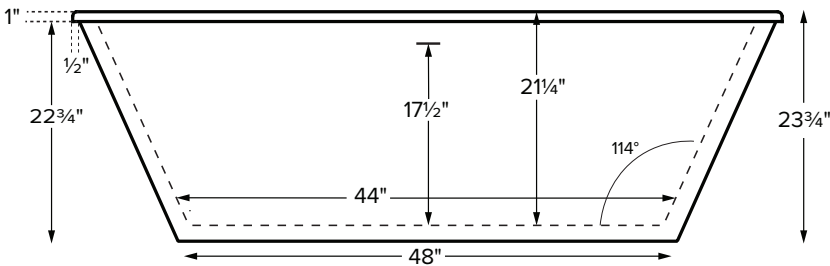


Drain Rough-In Measurement



The New Yorker 12 features a flat deck on the drain side for mounting faucetry.

Shown with Air Massage Package.



Footprint: 48" x 28"

Access panel 20 1/8" x 15 1/8"



ELECTRICAL COMPONENTS & SPECIFICATIONS

Hydrotherapy Package	Components Included	110V GFCI
Air Massage	heated blower	1-15 amp
Air Massage Elite	heated blower, chromatherapy	1-15 amp
Electrical requirements may change with the addition of optional therapy components. See specific option details or installation information. CSA Certified C/US; B45.5/IAPMO ANSI Z124.1 and ANSI 112.19.7		

IMPORTANT ORDERING & INSTALLATION INFORMATION:

- Before ordering or installing, please consider future access to equipment.
- Comes equipped with an access panel on the drain side for installation of valves and toe tap drain.
- Hydrotherapy equipment may ship loose for remote installation depending on tub model. See bullets at the top of the next page for details.
- Radiance placed on floor locations will affect placement of air jets.
- All tubs are in accordance with CSA B45.5/IAPMO Z124 standard and compliant with ASTM C 1028-07 coefficient of friction. DoloMatte meets ANSI A137.1/A326.3 coefficient of friction and AS HB198:2014 pendulum slip resistance testing.

• Before discarding tub crate, check for accessories that may be packaged inside.
• All product measurements are ±1/2".
• Specifications and configurations are subject to change without notice.
• Measurements herein supersede all others published prior to publication date below.



- Airbath blower ships loose for remote installation on site.
- See the Installation & Operation Manual for more details.

New Yorker 12
MODEL 275
66" x 35.75" x 23.75"

Hydrotherapy Packages	Package Contents	Acrylic CXL®		DoloMatte®	
		Part #	MSRP	Part #	MSRP
Soaker	Soaking bath - no jets; includes a pre-leveled foam base and integrated slotted overflow with toe-tap drain kit in chrome.	S275	\$5,675	S275DM	\$6,395
Air Massage	20 air jets, heated air blower, pre-leveled foam base and integrated slotted overflow with toe-tap drain kit in chrome.	AST275	\$8,960	AST275DM	\$9,680
Air Massage Elite	30 air jets, heated air blower, Chromatherapy LED lighting, Spa Mode, pre-leveled foam base and integrated slotted overflow with toe-tap drain kit in chrome.	AE275	\$10,670	AE275DM	\$11,390

RECOMMENDED SENSORY THERAPIES

Chromatherapy (LE) \$800 underwater lighting 2 LED lights included	Audiotherapy Not Available with Chromatherapy (STEREOBT) \$1,390 2 transducers with bluetooth and amplifier (BTREMOTE) \$600 bluetooth remote	Thermaaltherapy (RAD100) \$1,595 Radiance® 2 heated zones included
--	--	--

Options <i>Must be ordered at time of purchase</i>	Accessories		
Standard Colors White (CWH) DoloMatte available in matte white only. Biscuit (CBS) Not available for DoloMatte.	Pillows from \$180		
Quick Ship reduces lead time (QSPRI) \$430 <i>Please call for availability</i>	Teak Bath Mat (TKMAT3018) \$815 <i>Custom sizes also available. Contact MTI for details and pricing.</i>		
Textured Bottom (TXTBTM) Acrylic CXL® only \$105 DoloMatte® exceeds ANSI A137.1/A326.3 and AS HB198 slip tests.	Teak Tub Tray Slatted (TK-TRAY1) \$500 Solid (TK-TRAY2) \$570		
Virtual Spout high-flow integrated tub filler (FPMJ) \$450 Access panel required	Floor-Mounted High-Flow Tub Filler Traditional Brushed Nickel (FILLTBN) \$1,745		
	Faucet Stand SculptureStone® Standard <table><tr><td>Small 3-hole capacity 14¼" w x 21¾" h Matte (STAND) \$725</td><td>Large 5-hole capacity 22" w x 21¾" h Matte (STANDL) \$855</td></tr></table> +\$430 gloss finish upcharge (SSGLOSSSNK)	Small 3-hole capacity 14¼" w x 21¾" h Matte (STAND) \$725	Large 5-hole capacity 22" w x 21¾" h Matte (STANDL) \$855
Small 3-hole capacity 14¼" w x 21¾" h Matte (STAND) \$725	Large 5-hole capacity 22" w x 21¾" h Matte (STANDL) \$855		

Drains & Overflow Kits *Must be ordered at time of purchase*

Integrated Overflow with Toe Tap Slotted Overflow PVC drain - Chrome (SLOTIOC) included Finish Upcharge White (SLOTIOWHU) \$65 Brushed Nickel (SLOTIOBNU) \$65 Polished Nickel (SLOTIOPNU) \$105	Round Overflow Chrome (RIOCI) may substitute slotted overflow Finish Upcharge White (RIOWH) \$120 Brushed Nickel (RIOBN) \$120 Polished Nickel (RIOPN) \$120 Brass Tailpiece (WIOBS) \$85 <i>May be ordered separately</i> Quick Connect Drain - (WOQ) \$460
--	---