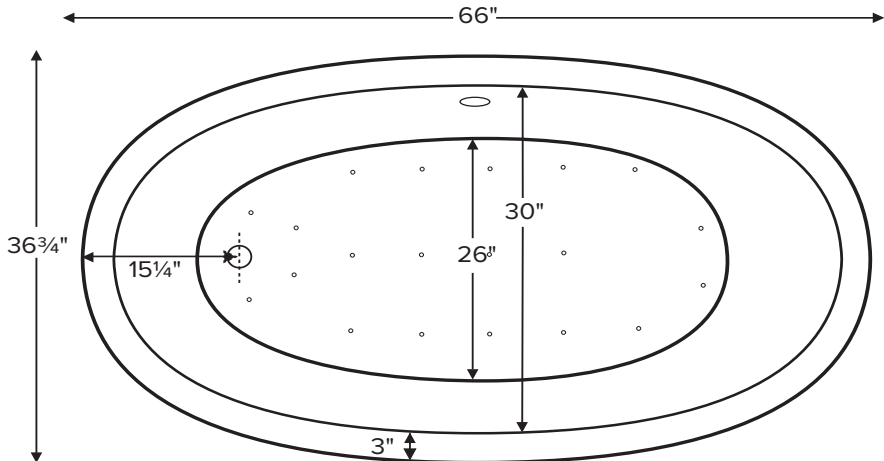


Louise 2

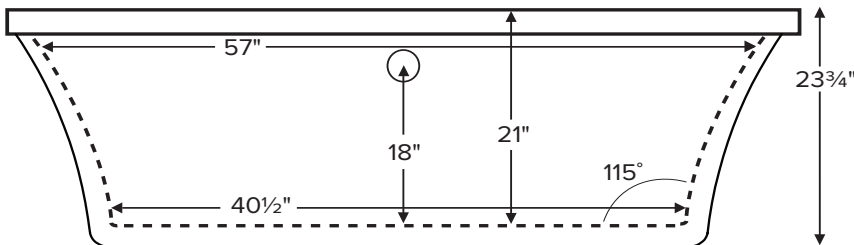
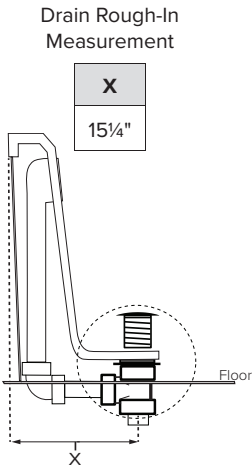


Features a centered overflow with end drain location that may be specified at the time of order.

MODEL 252	
66" x 36.75" x 23.75"	
FREESTANDING 86 gal to overflow	
Acrylic CXL®	DoloMatte®
130 lbs / 59 kg	<SOAKER> 146 lbs / 66 kg
Filling this tub to the maximum may require an above average size or dedicated water heater.	



Requires use of a wall-mounted or freestanding tub filler.
Shown with Air Massage Package.



Footprint: 49 1/2" x 31 1/2"

ELECTRICAL COMPONENTS & SPECIFICATIONS

Hydrotherapy Package	Components Included	110V GFCI
Air Massage	heated blower	1-15 amp
Air Massage Elite	heated blower, chromatherapy	1-15 amp
Electrical requirements may change with the addition of optional therapy components. See specific option details or installation information. CSA Certified C/US; B45.5/IAPMO ANSI Z124.1 and ANSI 112.19.7		

See the Installation & Operation Manual for more details.
MTI's Customer Service: Monday-Friday 8am-6pm EST
800-783-8827 or service@mtibaths.com

- Before discarding tub packaging, check for accessories that may be packaged inside.
- All product measurements are ±1/2".
- Specifications and configurations are subject to change without notice.
- Measurements herein supersede all others published prior to publication date below.

CSA # MTDS-252
CSA # MTDS-252DM

IMPORTANT ORDERING & INSTALLATION INFORMATION:

- Before ordering or installing, please consider future access to equipment.
- No access panel. Tub features factory-installed overflow with toe tap drain.
- Air baths require job site preparations for remote mounting the blower and required check valve. Check valve must be installed higher than the rim of the tub.
- Hydrotherapy equipment may ship loose for remote installation depending on tub model. See package content on the following page for details.
- Radiance placed on floor locations will affect placement of air jets.
- Faucet valves cannot be installed on this tub model.
- All tubs are in accordance with CSA B45.5/IAPMO Z124 standard and compliant with ASTM C 1028-07 coefficient of friction. DoloMatte meets ANSI A137.1/A326.3 coefficient of friction and AS HB198:2014 pendulum slip resistance testing.



- Airbath blower ships loose for remote installation on site.
- See the Installation & Operation Manual for more details.

Louise 2
MODEL 252
66" x 36.75" x 23.75"

Hydrotherapy Packages	Package Contents	Acrylic CXL®		DoloMatte®	
		Part #	MSRP	Part #	MSRP
Soaker	Soaking bath - no jets; includes a pre-leveled foam base and factory-installed overflow with toe-tap drain kit in chrome.	Left-Hand Drain S252L	\$6,745	Left-Hand Drain S252LDM	\$7,525
		Right-Hand Drain S252R		\$10,300	
Air Massage	20 air jets, heated air blower, pre-leveled foam base and factory-installed overflow with toe-tap drain kit in chrome. Blower and control boxes must be remote located.	Left-Hand Drain AST252L	\$10,300	Left-Hand Drain AST252LDM	\$11,080
		Right-Hand Drain AST252R		Right-Hand Drain AST252RDM	
Air Massage Elite	30 air jets, heated air blower, Chromatherapy LED lighting, Spa Mode, pre-leveled foam base. and factory-installed overflow with toe-tap drain kit in chrome. Blower and control boxes must be remote located.	Left-Hand Drain AE252L	\$12,150	Left-Hand Drain AE252LDM	\$12,925
		Right-Hand Drain AE252R		Right-Hand Drain AE252RDM	

RECOMMENDED SENSORY THERAPIES

Chromatherapy

(LE) **\$880** underwater lighting
2 LED lights included

Audiotherapy

(STEREOBT) **\$1,535** 2 transducers
with bluetooth and amplifier
(BTREMOTE) **\$660** bluetooth remote

(STEREOH202) **\$1,740** 4 transducers
amplifier not included

Thermaltherapy

(RAD100) **\$1,760** Radiance®
2 heated zones included

Options *Must be ordered at time of purchase*

Standard Colors White (CWH) DoloMatte available in matte white only.
Biscuit (CBS) Not available for DoloMatte.

Quick Ship reduces lead time (QSPRI) **\$475**
Please call for availability

Textured Bottom (TXTBTM) Acrylic CXL® only **\$115**
DoloMatte® exceeds ANSI A137.1/A326.3 and AS HB198 slip tests.

Accessories

Pillows from \$200

Teak Bath Mat (TKMAT3018) **\$880**
Custom sizes also available. Contact MTI for details and pricing.

Teak Tub Tray
Slatted (TK-TRAY1) **\$540** Solid (TK-TRAY2) **\$615**

Floor-Mounted High-Flow Tub Filler
Traditional Brushed Nickel (FILLTBN) **\$1,885**

Faucet Stand SculptureStone® Standard
Small 3-hole capacity
14¼" w x 21¾" h
Matte (STAND) **\$780**
Large 5-hole capacity
22" w x 21¾" h
Matte (STANDL) **\$925**

Drains & Overflow Kits *Must be ordered at time of purchase*

Direct Drain Tee Toe Tap with Round Overflow – PVC Drain Kit
Overflow is factory-installed
Chrome (WOTTTC) included
Brushed Nickel (WOTTBNU) substitute free of charge

Finish Upcharge

White (WOTTWU) **\$35**
Polished Nickel (WOTTPNU) **\$70**
Oil-Rubbed Bronze+ (WOTTORU) **\$75**
Special Finishes+ (WOTTSFU) **\$870**