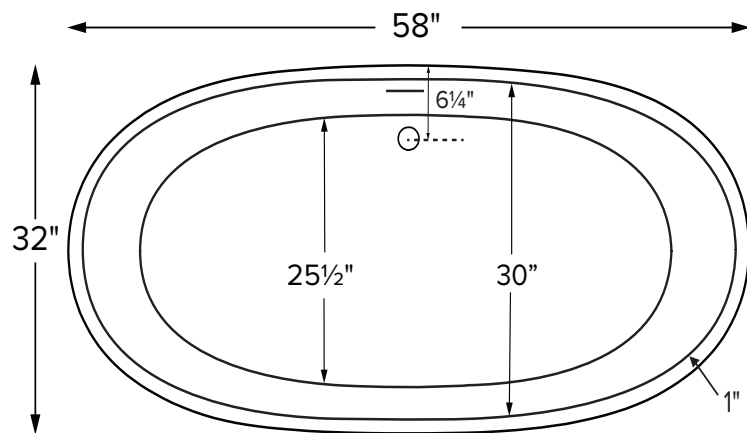


Elena




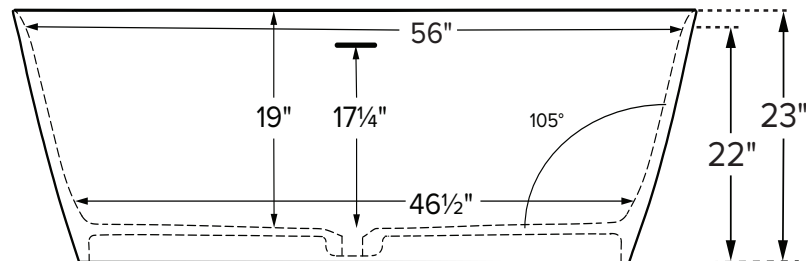
Features an integrated overflow and a half-rolled rim.
Also available with tub cradle. [245C with Cradle](#)

MODEL 245
245R 58" x 32" x 23" 245F 58" x 32" x 22"
FREESTANDING 75 gal to overflow
SculptureStone®
270 lbs / 122 kg soaker 300 lbs / 136 kg airbath
Filling this tub to the maximum may require an above average size or dedicated water heater.



half-rolled rim

Elena is available with a half-rolled or flat rim,
Tub height will vary based upon features selected.



flat rim
(reduces overall height by 1")

ELECTRICAL COMPONENTS & SPECIFICATIONS

Required Electrical Service - 110 Volt

Hydrotherapy Package	Components Included	GFCI
Air Massage	heated blower	1-15 amp

Electrical requirements may change with the addition of optional therapy components.
See specific option details or installation information.
CSA Certified C/US; ANSI Z124.1 and ANSI 112.19.7 and ANSI 112.19.7

See the Installation & Operation Manual for more details.
MTI's Customer Service: Monday-Friday 8am-6pm EST
800-783-8827 or service@mtibaths.com

IMPORTANT ORDERING & INSTALLATION INFORMATION

- Before ordering or installing, please consider future access to equipment.
- Includes an integrated overflow with toe tap drain in chrome finish. May be specified without an overflow (see local codes before ordering without an overflow).
- Air baths require job site preparation for remote installation of the blower and required check valve. Check valve must be installed higher than the rim of the tub.
- Waterproof remote control included with air bath. Keypad shipped loose may be remote mounted on nearby surface/wall.
- Faucet valves cannot be mounted on this tub model.

- Before discarding tub crate, check for accessories that may be packaged inside.
- All product measurements are $\pm 1/2"$.
- Specifications and configurations are subject to change without notice.
- Measurements herein supersede all others published prior to publication date below.

CSA # MTCT- 245

©2025 by MTI Baths, Inc. Modification Rights Reserved

1 of 2

mti°
BATHS

Rev. 01 03 2025

For more information on options and accessories go to SculptureStone® Tubs Options on mtibaths.com

Elena

MODEL #: 245

245R 58" x 32" x 23"

245F 58" x 32" x 22"

- Blower & required check valve for airbath must be remote mounted.
- Check valve must be installed higher than the rim of the tub.
- See the Installation & Operation Manual for more details.

Hydrotherapy	Package Contents	Part #		Finish	MSRP
Soaker	Soaking bath - no jets. Includes an integrated slotted overflow with a toetap drain kit .	S245R half-rolled rim	S245F flat rim	soft matte	\$8,560
		S245RGL half-rolled rim	S245FGL flat rim	hand-polished gloss	\$9,735
Air Bath	20 air jets, heated air blower, keypad, waterproof remote control. Includes an integrated slotted overflow with a toe-tap drain kit.	AST245R half-rolled rim	AST245F flat rim	soft matte	\$14,095
		AST245RGL half-rolled rim	AST245FGL flat rim	hand-polished gloss	\$15,270

Options *Must be ordered at time of purchase*

Quick Ship (QSPRI2) **\$1,110** reduces lead time
Please call for availability

Standard Color White
Biscuit Color Upgrade (SSBI) **\$320**

Additional material colors available for projects only. Please call MTI.

Exterior Color \$1,905 (SSCOLTG) Gloss Finish (SSCOLTM) Matte Finish
Must specify color code:

Sapphire Blue (SB), Blue Lagoon (BL), Terracotta (TC),
Onyx (OX), Stratus Gray (TG), Stormgray (SG)

[Check mtibaths.com](http://mtibaths.com) for current lead time

Accessories

Teak Bath Mat (TKMAT3018) **\$880** Measures 30" x 17.5" x 1"
Custom sizes also available. Contact MTI for details.

SculptureStone® Tub Tray

No Stemware Holder (SSTRAY1) **\$370** matte (SSTRAY1GL) gloss **\$370**
With Stemware Holder (SSTRAY2) **\$490** matte (SSTRAY2GL) gloss **\$490**

Order with tub for best color match

Teak Tub Tray

Slatted (TK-TRAY1) **\$540** Solid (TK-TRAY2) **\$615**

Order with tub for best fit

SculptureStone® Tub Accessories

Packaging / Handling Fee Applies

SculptureStone® Bathroom Table (TABLE) **\$895** matte finish
(TABLEGL) **\$1,360** gloss finish

Order with tub for best color match

SculptureStone® Standard Faucet Stand

Small - 3-hole capacity

1¼" w x 20½" h

Matte (STAND) **\$780**

Gloss (STANDGL) **\$1,250**

Large - 5-hole capacity

22" w x 21½" h

Matte (STANDL) **\$925**

Gloss (STANDLGL) **\$1,390**

SculptureStone® Premium Faucet Stand

15" w x 39" h

Matte (SSFSR3915MT) **\$2,555**

Gloss (SSFSR3915GL) **\$2,940**

10" w x 39" h

Matte (SSFSR3910MT) **\$2,310**

Gloss (SSFSR3910GL) **\$2,730**

20" w x 23" h

Matte (SSFSR2320MT) **\$2,090**

Gloss (SSFSR2320GL) **\$2,505**

15" w x 23" h

Matte (SSFSR2315MT) **\$1,975**

Gloss (SSFSR2315GL) **\$2,355**

Drains & Overflow Kits *Must be ordered at time of purchase*

Toe Tap Drain Cover Finishes

PVC drain - Chrome included

+\$55 upcharge Br. Nickel (WIOBN), Pol. Nickel (WIOPN)

+\$95 upcharge Matte Black (WIOMB)

+\$115 upcharge Oil-Rubbed Bronze* (WIOOR)

+\$695 upcharge Special Finish* (WIOSF)

Send finish sample to MTI Baths for best match.

Toe Tap SculptureStone® Drain Cover Finishes

Upgrade is in lieu of standard chrome to tap drain cover.

White only

+\$100 upcharge Matte Finish (SSWIOMT)

+\$120 upcharge Gloss Finish (SSWIOGL)

Brass Tailpiece (WIOBS) **\$95** in addition to finish charge listed above

Quick Drain Kit (WOQ) **\$510**

* MTI has selected an oil-rubbed bronze finish that is compatible with Delta and many other manufacturers. To ensure best match, order as a Special Finish and submit a sample.

CSA # MTCT-245

©2025 by MTI Baths, Inc. Modification Rights Reserved

* Allow 2-4 weeks lead time for Special Finishes.
Send sample for best match.