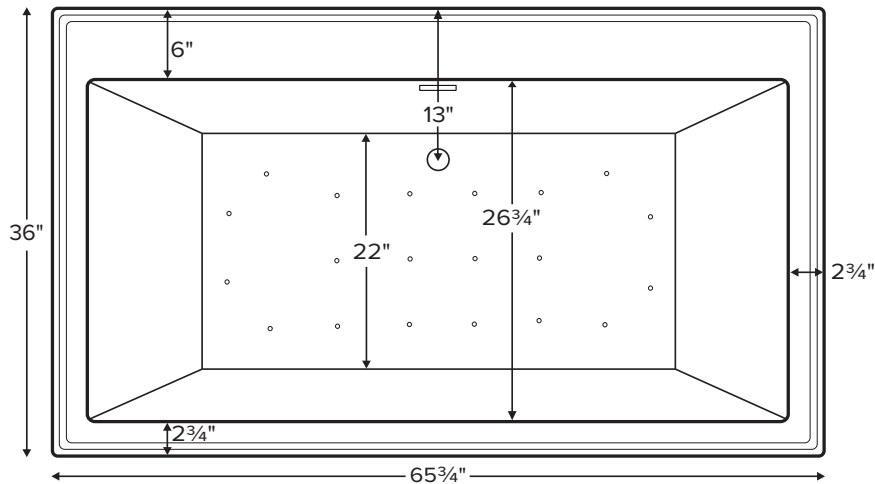


Madelyn 5

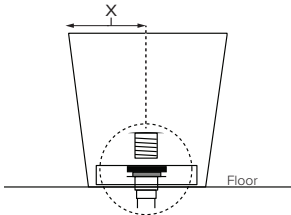


Features an integrated overflow.

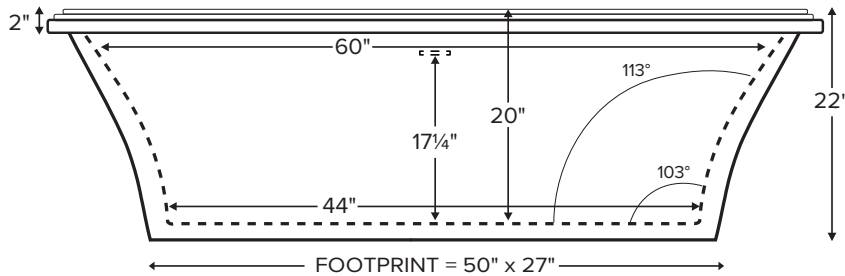
| | |
|--|--------------------------|
| MODEL 238 | |
| 65.75" x 36" x 22" | |
| FREESTANDING 93 gal to overflow | |
| Acrylic CXL® | DoloMatte® |
| 155 lbs / 71 kg | <SOAKER> 174 lbs / 79 kg |
| Filling this tub to the maximum may require an above average size or dedicated water heater. | |



Drain Rough-In Measurement



The Madelyn 5 features a flat deck on the drain side for mounting faucetry.
Shown with Air Massage Package.



Access panel
20 1/8" x 15 1/8"



ELECTRICAL COMPONENTS & SPECIFICATIONS

| Hydrotherapy Package | Components Included | 110V GFCI |
|---|------------------------------|-----------|
| Air Massage | heated blower | 1-15 amp |
| Air Massage Elite | heated blower, chromatherapy | 1-15 amp |
| Electrical requirements may change with the addition of optional therapy components. See specific option details or installation information. CSA Certified C/US; B45.5/IAPMO ANSI Z124.1 and ANSI 112.19.7 | | |

See the Installation & Operation Manual for more details.
MTI's Customer Service: Monday-Friday 8am-6pm EST
800-783-8827 or service@mtibaths.com

- Before discarding tub packaging, check for accessories that may be packaged inside.
- All product measurements are $\pm 1/2"$.
- Specifications and configurations are subject to change without notice.
- Measurements herein supersede all others published prior to publication date below.

IMPORTANT ORDERING & INSTALLATION INFORMATION:

- Before ordering or installing, please consider future access to equipment.
- This tub comes equipped with an access panel to facilitate installation of valves and toe tap drain.
- Tub features slotted integrated overflow with toe tap drain.
- Air baths require job site preparations for remote mounting the blower.
- Hydrotherapy equipment may ship loose for remote installation depending on tub model. See package content on the following page for details.
- Radiance placed on floor locations will affect placement of air jets.
- All tubs are in accordance with CSA B45.5/IAPMO Z124 standard and compliant with ASTM C 1028-07 coefficient of friction. DoloMatte meets ANSI A137.1/A326.3 coefficient of friction and AS HB198:2014 pendulum slip resistance testing.



Madelyn 5

MODEL 238

65.75" x 36" x 22"

| Hydrotherapy Packages | Package Contents | Acrylic CXL® | | DoloMatte® | |
|-----------------------|---|--------------|----------|------------|----------|
| | | Part # | MSRP | Part # | MSRP |
| Soaker | Soaking bath - no jets; includes a pre-leveled foam base and integrated slotted overflow with toe-tap drain kit in chrome. | S238 | \$5,645 | S238DM | \$6,365 |
| Air Massage | 20 air jets, heated air blower, pre-leveled foam base and integrated slotted overflow with toe-tap drain kit in chrome. Blower and control boxes must be remote located. | AST238 | \$8,930 | AST238DM | \$9,650 |
| Air Massage Elite | 30 air jets, heated air blower, Chromatherapy LED lighting, Spa Mode, pre-leveled foam base. and integrated slotted overflow with toe-tap drain kit in chrome. Blower and control boxes must be remote located. | AE238 | \$10,640 | AE238DM | \$11,360 |

| RECOMMENDED SENSORY THERAPIES | | | |
|--|--|---|---|
| Chromatherapy (LE) \$800 underwater lighting 2 LED lights included | Audiotherapy (STEREOBT) \$1,390 2 transducers with bluetooth and amplifier (BTREMOTE) \$600 bluetooth remote | (STEREOH202) \$1,575 4 transducers amplifier not included | Thermaltherapy (RAD100) \$1,595 Radiance® 2 heated zones included |

| Options <i>Must be ordered at time of purchase</i> | Accessories | | |
|--|---|--|--|
| Standard Colors White (CWH) DoloMatte available in matte white only. Biscuit (CBS) Not available for DoloMatte. | Pillows from \$180 | | |
| Quick Ship reduces lead time (QSPRI) \$430 <i>Please call for availability</i> | Teak Bath Mat (TKMAT3018) \$815 <i>Custom sizes also available. Contact MTI for details and pricing.</i> | | |
| Textured Bottom (TXTBTM) Acrylic CXL® only \$105 DoloMatte® exceeds ANSI A137.1/A326.3 and AS HB198 slip tests. | Teak Tub Tray Slatted (TK-TRAY1) \$500 Solid (TK-TRAY2) \$570 | | |
| Virtual Spout high-flow integrated tub filler (FPMJ) \$450 | Floor-Mounted High-Flow Tub Filler Traditional Brushed Nickel (FILLTBN) \$1,745 | | |
| Grab Bars from \$330 (1 set of 2) Grab bars are factory-installed to the left and right of the overflow. Go to Acrylic Tub Options on mtibaths.com for details before ordering. <i>Color and finish selections vary.</i> | Faucet Stand SculptureStone® Standard <table><tr><td>Small 3-hole capacity 14¼" w x 21¾" h Matte (STAND) \$725</td><td>Large 5-hole capacity 22" w x 21¾" h Matte (STANDL) \$855</td></tr></table> +\$430 gloss finish upcharge (SSGLOSSENK) | Small 3-hole capacity 14¼" w x 21¾" h Matte (STAND) \$725 | Large 5-hole capacity 22" w x 21¾" h Matte (STANDL) \$855 |
| Small 3-hole capacity 14¼" w x 21¾" h Matte (STAND) \$725 | Large 5-hole capacity 22" w x 21¾" h Matte (STANDL) \$855 | | |
| Decorative Towel Bar Chrome (CHTOWEL) \$545 , Brushed Nickel (BNTOWEL) \$545 | | | |

| Drains & Overflow Kits <i>Must be ordered at time of purchase</i> | |
|--|---|
| Integrated Overflow with Toe Tap Slotted Overflow PVC drain - Chrome (SLOTIOC) included Finish Upcharge White (SLOTIOWHU) \$65 Brushed Nickel (SLOTIOBNU) \$65 Polished Nickel (SLOTIOPNU) \$105 | Round Overflow Chrome (RIOCI) may substitute slotted overflow Finish Upcharge White (RIOWH) \$120 Brushed Nickel (RIOBN) \$120 Polished Nickel (RIOPN) \$120 Brass Tailpiece (WIOBS) \$85 <i>May be ordered separately</i> Quick Connect Drain - (WOQ) \$460 |