
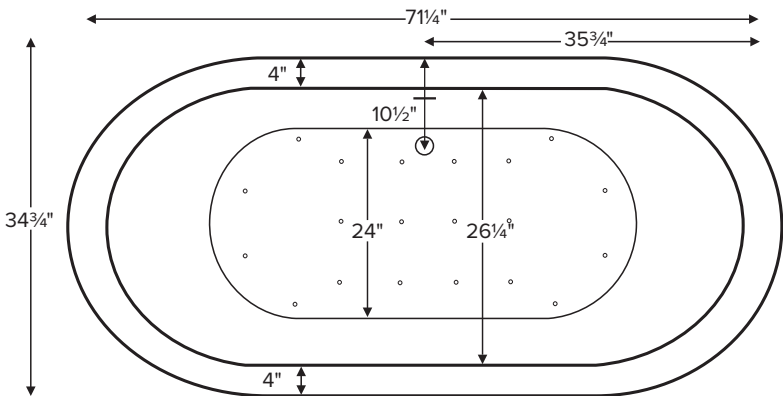


Parisian® 4



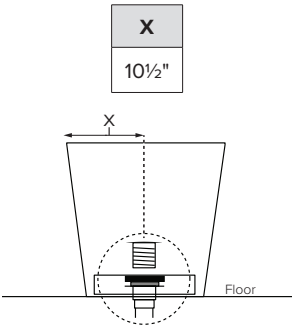
Back of tub designed to accommodate rear drain.

MODEL 202	
71.25" x 34.75" x 23"	
FREESTANDING 90 gal to overflow	
Acrylic CXL®	DoloMatte®
280 lbs / 127 kg	<SOAKER> 315 lbs / 143 kg
Filling this tub to the maximum may require an above average size or dedicated water heater.	

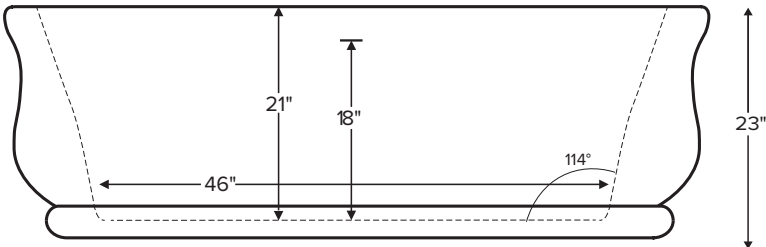


IMPORTANT:
Must have access to the drain from underneath the tub for installation and servicing. Rough in drain pipe directly under the tub drain.

Drain Rough-In Measurement



Requires use of a wall-mounted or freestanding tub filler.
Shown with Air Massage Package.



ELECTRICAL COMPONENTS & SPECIFICATIONS

Hydrotherapy Package	Components Included	110V GFCI
Air Massage	heated blower	1-15 amp
Air Massage Elite	heated blower, chromatherapy	1-15 amp
Electrical requirements may change with the addition of optional therapy components. See specific option details or installation information. CSA Certified C/US; B45.5/IAPMO ANSI Z124.1 and ANSI 112.19.7		

See the Installation & Operation Manual for more details.
MTI's Customer Service: Monday-Friday 8am-6pm EST
800-783-8827 or service@mtibaths.com

- Before discarding tub packaging, check for accessories that may be packaged inside.
- All product measurements are ±1/2".
- Specifications and configurations are subject to change without notice.
- Measurements herein supersede all others published prior to publication date below.

IMPORTANT ORDERING & INSTALLATION INFORMATION:

- Before ordering or installing, please consider future access to equipment.
- No access panel. Tub features integral overflow with toe tap drain.
- Air baths require job site preparations for remote mounting the blower and required check valve. Check valve must be installed higher than the rim of the tub.
- Hydrotherapy equipment may ship loose for remote installation depending on tub model. See package content on the following page for details.
- Radiance placed on floor locations will affect placement of air jets.
- Faucet valves cannot be installed on this tub model.
- All tubs are in accordance with CSA B45.5/IAPMO Z124 standard and compliant with ASTM C 1028-07 coefficient of friction. DoloMatte meets ANSI A137.1/A326.3 coefficient of friction and AS HB198:2014 pendulum slip resistance testing.



Parisian® 4

MODEL 202

71.25" x 34.75" x 23"

Hydrotherapy Packages	Package Contents	Acrylic CXL®		DoloMatte®	
		Part #	MSRP	Part #	MSRP
Soaker	Soaking bath - no jets; includes a pre-leveled foam base and slotted integrated overflow and toe-tap drain kit in chrome.	S202	\$11,065	S202DM	\$11,785
Air Massage	20 air jets, heated air blower, pre-leveled foam base and slotted integrated overflow and toe-tap drain kit in chrome. Blower and control boxes must be remote located.	AST202	\$14,350	AST202DM	\$15,070
Air Massage Elite	30 air jets, heated air blower, Chromatherapy LED lighting, Spa Mode, pre-leveled foam base and slotted integrated overflow and toe-tap drain kit in chrome. Blower and control boxes must be remote located.	AE202	\$16,060	AE202DM	\$16,780

RECOMMENDED SENSORY THERAPIES

Chromatherapy

(LE) **\$800** underwater lighting
2 LED lights included

Audiotherapy

(STEREOBT) **\$1,390** 2 transducers
with bluetooth and amplifier
(BTREMOTE) **\$600** bluetooth remote

(STEREOH202) **\$1,575** 4 transducers
amplifier not included

Thermaltherapy

(RAD100) **\$1,595** Radiance®
2 heated zones included

Options *Must be ordered at time of purchase*

Standard Colors White (CWH)

Textured Bottom (TXTBTM) Acrylic CXL® only **\$105**
DoloMatte® exceeds ANSI A137.1/A326.3 and AS HB198 slip tests.

Accessories

Pillows from **\$180**

Teak Bath Mat (TKMAT3018) **\$815**

Custom sizes also available. Contact MTI for details and pricing.

Floor-Mounted High-Flow Tub Filler

Traditional Brushed Nickel (FILLTBN) **\$1,745**

Faucet Stand SculptureStone® Standard

Small 3-hole capacity

14¼" w x 21¾" h

Matte (STAND) **\$725**

Large 5-hole capacity

22" w x 21¾" h

Matte (STANDL) **\$855**

+\$430 gloss finish upcharge (SSGLOSSNK)

Drains & Overflow Kits *Must be ordered at time of purchase*

Integrated Overflow with Toe Tap

Slotted Overflow

PVC drain - Chrome (SLOTIOC) included

Finish Upcharge

White (SLOTIOWHU) **\$65**

Brushed Nickel (SLOTIOBNU) **\$65**

Polished Nickel (SLOTIOPNU) **\$105**

Brass Tailpiece (WIOBS) **\$85**

May be ordered separately

Quick Connect Drain - (WOQ) **\$460**

