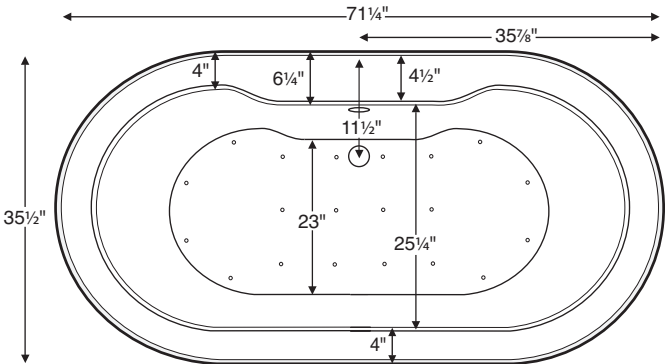

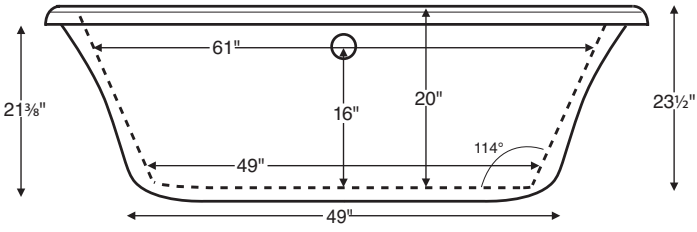


Melinda 6

MODEL 182	
71.25" x 35.5" x 23.5" Optional pedestal: 56" x 35.25" x 3"	
FREESTANDING 90 gal to overflow	
Acrylic CXL®	DoloMatte®
121 lbs / 55 kg	<SOAKER> 136 lbs / 62 kg
Filling this tub to the maximum may require an above average size or dedicated water heater.	



The Melinda 6 features a 4.5"-wide flat deck on the drain side for mounting faucetry.  
Shown with Air Massage Package.

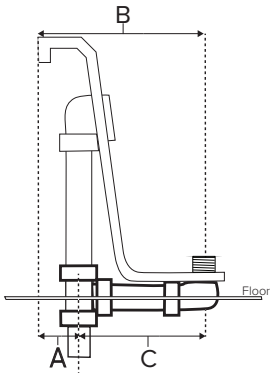


Optional one-piece pedestal base. Does not increase height of tub.



Drain Rough-In Measurements

A	B	C
5 1/2"	11 1/2"	6"



ELECTRICAL COMPONENTS & SPECIFICATIONS

Hydrotherapy Package	Components Included	110V GFCI
Air Massage	heated blower	1-15 amp
Air Massage Elite	heated blower, chromatherapy	1-15 amp
Electrical requirements may change with the addition of optional therapy components. See specific option details or installation information. CSA Certified C/US; B45.5/IAPMO ANSI Z124.1 and ANSI 112.19.7		

See the Installation & Operation Manual for more details.  
MTI's Customer Service: Monday-Friday 8am-6pm EST  
800-783-8827 or service@mtibaths.com

- Before discarding tub packaging, check for accessories that may be packaged inside.
- All product measurements are ±1/2".
- Specifications and configurations are subject to change without notice.
- Measurements herein supersede all others published prior to publication date below.

IMPORTANT ORDERING & INSTALLATION INFORMATION:

- Before ordering or installing, please consider future access to equipment.
- This tub comes equipped with an access panel to facilitate installation of valves and the waste and overflow.
- Optional pedestal ring does not increase the height of the tub.
- Air baths require job site preparations for remote mounting the blower.
- Hydrotherapy equipment may ship loose for remote installation depending on tub model. See package content on the following page for details.
- MTI will eliminate the access panel upon request. Installation will be more difficult.
- Radiance placed on floor locations will affect placement of air jets.
- All tubs are in accordance with CSA B45.5/IAPMO Z124 standard and compliant with ASTM C 1028-07 coefficient of friction. DoloMatte meets ANSI A137.1/A326.3 coefficient of friction and AS HB198:2014 pendulum slip resistance testing.



Melinda 6

MODEL 182

71.25" x 35.5" x 23.5"

Hydrotherapy Packages	Package Contents	Acrylic CXL®		DoloMatte®	
		Part #	MSRP	Part #	MSRP
Soaker	Soaking bath - no jets; includes a pre-leveled foam base.	S182A	\$5,620	S182ADM	\$6,340
		With pedestal S182B	\$6,765	With pedestal S182BDM	\$7,580
Air Massage	20 air jets, heated air blower, pre-leveled foam base. Blower and control boxes must be remote located.	AST182A	\$8,905	AST182ADM	\$9,625
		With pedestal AST182B	\$10,050	With pedestal AST182BDM	\$10,865
Air Massage Elite	30 air jets, heated air blower, Chromatherapy LED lighting, Spa Mode, pre-leveled foam base. Blower and control boxes must be remote located.	AE182A	\$10,615	AE182ADM	\$11,335
		With pedestal AE182B	\$11,760	With pedestal AE182BDM	\$12,575

RECOMMENDED SENSORY THERAPIES

**Chromatherapy**  
(LE) **\$800** underwater lighting  
2 LED lights included

**Audiotherapy**  
(STEREOBT) **\$1,390** 2 transducers  
with bluetooth and amplifier  
(BTREMOTE) **\$600** bluetooth remote

(STEREOH202) **\$1,575** 4 transducers  
amplifier not included

**Thermaltherapy**  
(RAD100) **\$1,595** Radiance®  
2 heated zones included

Options <i>Must be ordered at time of purchase</i>
<b>Standard Colors</b> White (CWH) DoloMatte available in matte white only. Biscuit (CBS) Not available for DoloMatte.
<b>Quick Ship</b> reduces lead time (QSPRI) <b>\$430</b> <i>Please call for availability</i>
<b>Textured Bottom</b> (TXTBTM) Acrylic CXL® only <b>\$105</b> DoloMatte® exceeds ANSI A137.1/A326.3 and AS HB198 slip tests.
<b>Virtual Spout</b> high-flow integrated tub filler (FPMJ) <b>\$450</b>
<b>Grab Bars</b> from <b>\$330</b> (1 set of 2) Grab bars are factory-installed to the left and right of the overflow. Go to Acrylic Tub Options on <a href="https://mtibaths.com">mtibaths.com</a> for details before ordering. <i>Color and finish selections vary.</i>
<b>Decorative Towel Bar</b> Chrome (CHTOWEL) <b>\$545</b> , Brushed Nickel (BNTOWEL) <b>\$545</b>

Accessories
<b>Pillows</b> from <b>\$180</b>
<b>Teak Bath Mat</b> (TKMAT3018) <b>\$815</b> <i>Custom sizes also available. Contact MTI for details and pricing.</i>

Melinda 6

MODEL 182

71.25" x 35.5" x 23.5"

## Cable Driven

Turn the overflow knob clockwise to open the drain, then counterclockwise to close the drain.



**Drain Finishes - PVC Drain Kit**  
 White/Bone/Biscuit (WOCDW) **\$440**  
 Chrome (WOC) **\$410**  
 Brushed Nickel (WOCDBN) **\$490**  
 Polished Nickel (WOCDPN) **\$540**  
 Oil-Rubbed Bronze<sup>†</sup> (WOCBOR) **\$550**  
 Polished Brass (WOCDBR) **\$690**  
 Special Finishes\* (WOCDSF) **\$1,135**

## Lift & Turn

Simple lift & turn to open. Lift, turn & release to close.



**Drain Finishes - PVC Drain Kit**  
 Chrome (WOC) **\$185**  
 White (WOW) **\$245**  
 Brushed Nickel (WOBN) **\$305**

MTI does not offer a brass body cable drain kit.

## Toe Tap

Push down on drain cover to open and close.



**Round Overflow - PVC Drain Kit**  
 Chrome (WOTTC) **\$380**  
 Brushed Nickel (WOTTBN) **\$385**  
 Polished Nickel (WOTTPN) **\$385**  
 Special Finishes\* (WOTTSF) **\$1,145**



**Round Overflow - Solid Brass Drain**  
 Chrome (WOTTSBC) **\$810**  
 Brushed Nickel (WOTTSBBN) **\$810**  
 Polished Nickel (WOTTSBPN) **\$810**



**Rectangular Overflow - PVC Drain Kit**  
 Chrome (WOTRC) **\$470**  
 Brushed Nickel (WOTRBN) **\$430**  
 White (WOTRW) **\$525**

Rectangular Overflow kit must be specified when the tub is ordered.

## Slim-Line Overflow with Toe Tap Drain

Sleek low profile overflow is factory-installed • Overflow measures 4.5" x 1"  
 Provides a deeper soak • Not available for commercial applications



**Must be specified when the tub is ordered.**  
**Available for select Designer Collection tubs only.**

### Slim-Line Overflow with Toe-Tap PVC Drain

Chrome (SLOT) **\$500**  
 Brushed Nickel (SLOTBN) **\$530**  
 Polished Nickel (SLOTPN) **\$555**  
 White (SLOTW) **\$430**



### Slim-Line Overflow with Toe-Tap Solid Brass Drain

Chrome (SLOTSBC) **\$930**  
 Brushed Nickel (SLOTSBBN) **\$935**  
 Polished Nickel (SLOTSBPN) **\$935**  
 White (SLOTSBW) **\$965**

See individual tub specification sheets for availability.

\* Allow 2-4 weeks lead time for Special Finishes.  
 Send sample for best match.

<sup>†</sup>Oil Rubbed Bronze finishes vary among manufacturers.  
 MTI has selected a finish that is compatible with many available.  
 To ensure best match, order as a Special Finish and submit a sample.

### NOTE:

MTI does not warrant drain kits or finishes, though drain kits may carry a direct factory warranty from the manufacturer. Proper drain installation is the responsibility of the installer. MTI's tub warranty does not cover drain leakage.

