
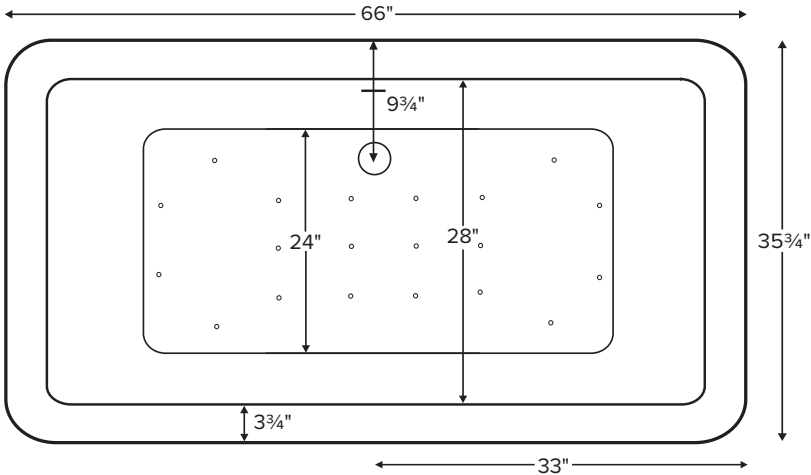


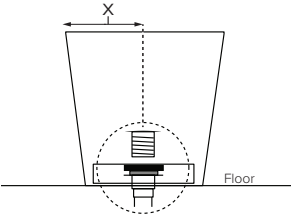
Parisian® 1

MODEL 146	
66" x 35.75" x 23"	
FREESTANDING 87 gal to overflow	
Acrylic CXL®	DoloMatte®
210 lbs / 95 kg	<SOAKER> 245 lbs / 111 kg
Filling this tub to the maximum may require an above average size or dedicated water heater.	

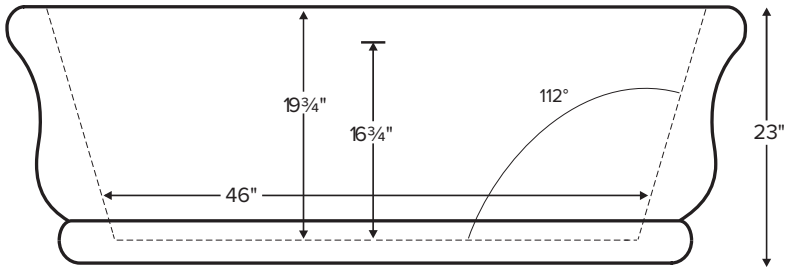


Back of tub designed to accommodate rear drain.

Drain Rough-In Measurement



Requires use of a wall-mounted or freestanding tub filler.
Shown with Air Massage Package.



IMPORTANT:
Must have access to the drain from underneath the tub for installation and servicing.

ELECTRICAL COMPONENTS & SPECIFICATIONS

Hydrotherapy Package	Components Included	110V GFCI
Air Massage	heated blower	1-15 amp
Air Massage Elite	heated blower, chromatherapy	1-15 amp
Electrical requirements may change with the addition of optional therapy components. See specific option details or installation information. CSA Certified C/US; B45.5/IAPMO ANSI Z124.1 and ANSI 112.19.7		

See the Installation & Operation Manual for more details.
MTI's Customer Service: Monday-Friday 8am-6pm EST
800-783-8827 or service@mtibaths.com

- Before discarding tub packaging, check for accessories that may be packaged inside.
- All product measurements are $\pm 1/2"$.
- Specifications and configurations are subject to change without notice.
- Measurements herein supersede all others published prior to publication date below.

IMPORTANT ORDERING & INSTALLATION INFORMATION:

- Before ordering or installing, please consider future access to equipment.
- No access panel. Tub features integral overflow with toe tap drain.
- Air baths require job site preparations for remote mounting the blower and required check valve. Check valve must be installed higher than the rim of the tub.
- Hydrotherapy equipment may ship loose for remote installation depending on tub model. See package content on the following page for details.
- Radiance placed on floor locations will affect placement of air jets.
- Faucet valves cannot be installed on this tub model.
- All tubs are in accordance with CSA B45.5/IAPMO Z124 standard and compliant with ASTM C 1028-07 coefficient of friction. DoloMatte meets ANSI A137.1/A326.3 coefficient of friction and AS HB198:2014 pendulum slip resistance testing.



Parisian® 1

MODEL 146

66" x 35.75" x 23"

Hydrotherapy Packages	Package Contents	Acrylic CXL®		DoloMatte®	
		Part #	MSRP	Part #	MSRP
Soaker	Soaking bath - no jets; includes a pre-leveled foam base and slotted integrated overflow and toe-tap drain kit in chrome.	S146	\$10,720	S146DM	\$11,440
Air Massage	20 air jets, heated air blower, pre-leveled foam base and slotted integrated overflow and toe-tap drain kit in chrome. Blower and control boxes must be remote located.	AST146	\$14,005	AST146DM	\$14,725
Air Massage Elite	30 air jets, heated air blower, Chromatherapy LED lighting, Spa Mode, pre-leveled foam base and slotted integrated overflow and toe-tap drain kit in chrome. Blower and control boxes must be remote located.	AE146	\$15,715	AE146DM	\$16,435

RECOMMENDED SENSORY THERAPIES

Chromatherapy
(LE) **\$800** underwater lighting
2 LED lights included

Audiotherapy
(STEREOBT) **\$1,390** 2 transducers
with bluetooth and amplifier
(BTREMOTE) **\$600** bluetooth remote

(STEREOH202) **\$1,575** 4 transducers
amplifier not included

Thermaltherapy
(RAD100) **\$1,595** Radiance®
2 heated zones included

Options *Must be ordered at time of purchase*

Standard Colors White (CWH)

Textured Bottom (TXTBTM) Acrylic CXL® only **\$105**
DoloMatte® exceeds ANSI A137.1/A326.3 and AS HB198 slip tests.

Accessories

Pillows from **\$180**

Teak Bath Mat (TKMAT3018) **\$815**
Custom sizes also available. Contact MTI for details and pricing.

Floor-Mounted High-Flow Tub Filler
Traditional Brushed Nickel (FILLTBN) **\$1,745**

Faucet Stand SculptureStone® Standard

Small 3-hole capacity
14¼" w x 21¾" h
Matte (STAND) **\$725**

Large 5-hole capacity
22" w x 21¾" h
Matte (STANDL) **\$855**

+\$430 gloss finish upcharge (SSGLOSSSNK)

Drains & Overflow Kits *Must be ordered at time of purchase*

Integrated Overflow with Toe Tap

Slotted Overflow
PVC drain - Chrome (SLOTIOC) included

Finish Upcharge
White (SLOTIOWHU) **\$65**
Brushed Nickel (SLOTIOBNU) **\$65**
Polished Nickel (SLOTIOPNU) **\$105**

Brass Tailpiece (WIOBS) **\$85**
May be ordered separately

Quick Connect Drain - (WOQ) **\$460**

CSA # MTDS-146
CSA # MTDS-146DM

2 of 2

©2023 by MTI Baths, Inc. Modification Rights Reserved

mti°

Rev. 03 04 2024