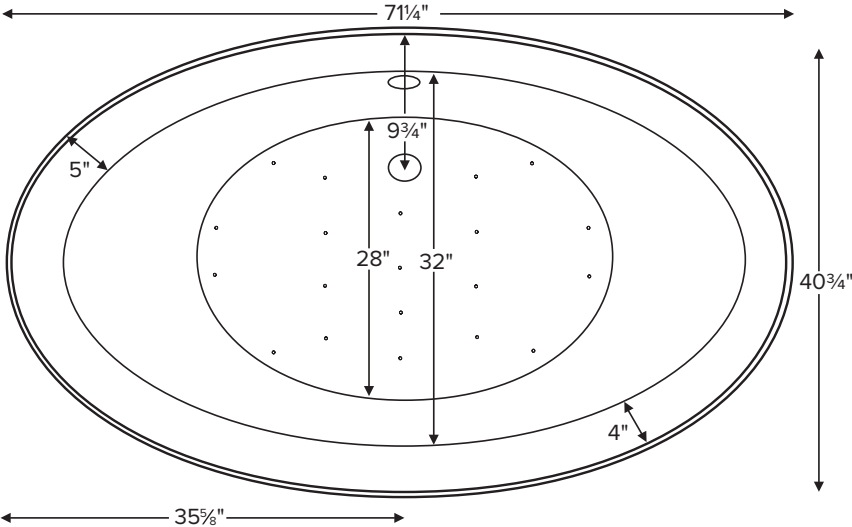


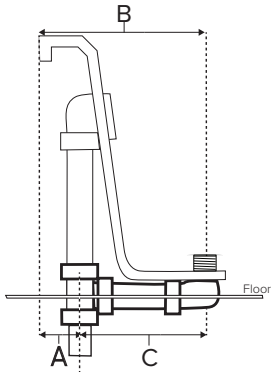
Victoria 4

MODEL 118	
71.25" x 40.75" x 23"	
FREESTANDING 80 gal to overflow	
Acrylic CXL®	DoloMatte®
175 lbs / 79 kg	<SOAKER> 197 lbs / 89 kg
Filling this tub to the maximum may require an above average size or dedicated water heater.	

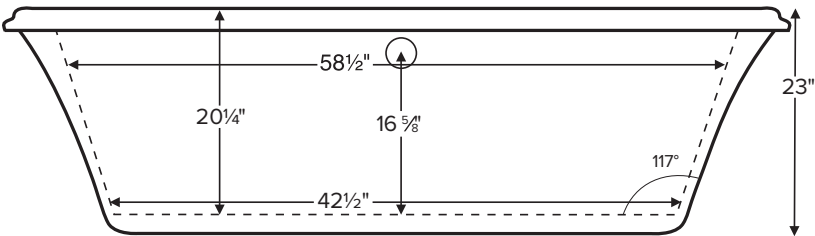


Drain Rough-In Measurements

A	B	C
4 1/4"	9 3/4"	5 1/2"



Requires use of a wall-mounted or freestanding tub filler.
Shown with Air Massage Package.



ELECTRICAL COMPONENTS & SPECIFICATIONS

Hydrotherapy Package	Components Included	110V GFCI
Air Massage	heated blower	1-15 amp
Air Massage Elite	heated blower, chromatherapy	1-15 amp
Electrical requirements may change with the addition of optional therapy components. See specific option details or installation information. CSA Certified C/US; B45.5/IAPMO ANSI Z124.1 and ANSI 112.19.7		

See the Installation & Operation Manual for more details.
MTI's Customer Service: Monday-Friday 8am-6pm EST
800-783-8827 or service@mtibaths.com

- Before discarding tub packaging, check for accessories that may be packaged inside.
- All product measurements are ±1/2".
- Specifications and configurations are subject to change without notice.
- Measurements herein supersede all others published prior to publication date below.

IMPORTANT ORDERING & INSTALLATION INFORMATION:

- Before ordering or installing, please consider future access to equipment.
- Comes equipped with an access panel on the drain side for installation of waste and overflow.
- Air baths require job site preparations for remote mounting the blower and required check valve. Check valve must be installed higher than the rim of the tub.
- Hydrotherapy equipment may ship loose for remote installation depending on tub model. See package content on the following page for details.
- Radiance placed on floor locations will affect placement of air jets.
- Faucet valves cannot be installed on this tub model.
- All tubs are in accordance with CSA B45.5/IAPMO Z124 standard and compliant with ASTM C 1028-07 coefficient of friction. DoloMatte meets ANSI A137.1/A326.3 coefficient of friction and AS HB198:2014 pendulum slip resistance testing.



Victoria 4

MODEL 118

71.25" x 40.75" x 23"

Hydrotherapy Packages	Package Contents	Acrylic CXL®		DoloMatte®	
		Part #	MSRP	Part #	MSRP
Soaker	Soaking bath - no jets; includes a pre-leveled foam base.	S118	\$5,790	S118DM	\$6,510
Air Massage	20 air jets, heated air blower, pre-leveled foam base. Blower and control boxes must be remote located.	AST118	\$9,075	AST118DM	\$9,795
Air Massage Elite	30 air jets, heated air blower, Chromatherapy LED lighting, Spa Mode, pre-leveled foam base. Blower, control boxes and Spa Mode keypad must be remote located/mounted.	AE118	\$10,785	AE118DM	\$11,505

RECOMMENDED SENSORY THERAPIES

Chromatherapy
(LE) **\$800** underwater lighting
2 LED lights included

Audiotherapy
(STEREOBT) **\$1,390** 2 transducers
with bluetooth and amplifier
(BTREMOTE) **\$600** bluetooth remote

(STEREOH202) **\$1,575** 4 transducers
amplifier not included

Thermaltherapy
(RAD100) **\$1,595** Radiance®
2 heated zones included

Options *Must be ordered at time of purchase*

Standard Colors White (CWH) DoloMatte available in matte white only.
Biscuit (CBS) Not available for DoloMatte.

Quick Ship reduces lead time (QSPRI) **\$430**
Please call for availability

Textured Bottom (TXTBTM) Acrylic CXL® only **\$105**
DoloMatte® exceeds ANSI A137.1/A326.3 and AS HB198 slip tests.

Virtual Spout high-flow integrated tub filler (FPMJ) **\$450**

Grab Bars from **\$330** (1 set of 2)
Grab bars are factory-installed to the left and right of the overflow. Go to Acrylic Tub Options on mtibaths.com for details before ordering.
Color and finish selections vary.

Accessories

Pillows from **\$180**

Teak Bath Mat (TKMAT3018) **\$815**
Custom sizes also available. Contact MTI for details and pricing.

Floor-Mounted High-Flow Tub Filler
Traditional Brushed Nickel (FILLTBN) **\$1,745**

Faucet Stand SculptureStone® Standard

Small 3-hole capacity
14¼" w x 21¾" h
Matte (STAND) **\$725**

Large 5-hole capacity
22" w x 21¾" h
Matte (STANDL) **\$855**

+\$430 gloss finish upcharge (SSGLOSSSNK)

Victoria 4

MODEL 118

71.25" x 40.75" x 23"

Cable Driven

Turn the overflow knob clockwise to open the drain, then counterclockwise to close the drain.



Drain Finishes - PVC Drain Kit
 White/Bone/Biscuit (WOCDW) **\$440**
 Chrome (WOCD) **\$410**
 Brushed Nickel (WOCDBN) **\$490**
 Polished Nickel (WOCDPN) **\$540**
 Oil-Rubbed Bronze[†] (WOCBOR) **\$550**
 Polished Brass (WOCDBR) **\$690**
 Special Finishes* (WOCDSF) **\$1,135**

MTI does not offer a brass body cable drain kit.

Lift & Turn

Simple lift & turn to open. Lift, turn & release to close.



Drain Finishes - PVC Drain Kit
 Chrome (WOC) **\$185**
 White (WOW) **\$245**
 Brushed Nickel (WOBN) **\$305**

Toe Tap Push down on drain cover to open and close.



Round Overflow - PVC Drain Kit
 Chrome (WOTTCT) **\$380**
 Brushed Nickel (WOTTBN) **\$385**
 Polished Nickel (WOTTBN) **\$385**
 Special Finishes* (WOTTSTF) **\$1,145**



Round Overflow - Solid Brass Drain
 Chrome (WOTTSBC) **\$810**
 Brushed Nickel (WOTTSBBN) **\$810**
 Polished Nickel (WOTTSBPN) **\$810**

* Allow 2-4 weeks lead time for Special Finishes.
 Send sample for best match.

[†]Oil Rubbed Bronze finishes vary among manufacturers.
 MTI has selected a finish that is compatible with many available.
 To ensure best match, order as a Special Finish and submit a sample.

NOTE:

MTI does not warrant drain kits or finishes, though drain kits may carry a direct factory warranty from the manufacturer. Proper drain installation is the responsibility of the installer. MTI's tub warranty does not cover drain leakage.

