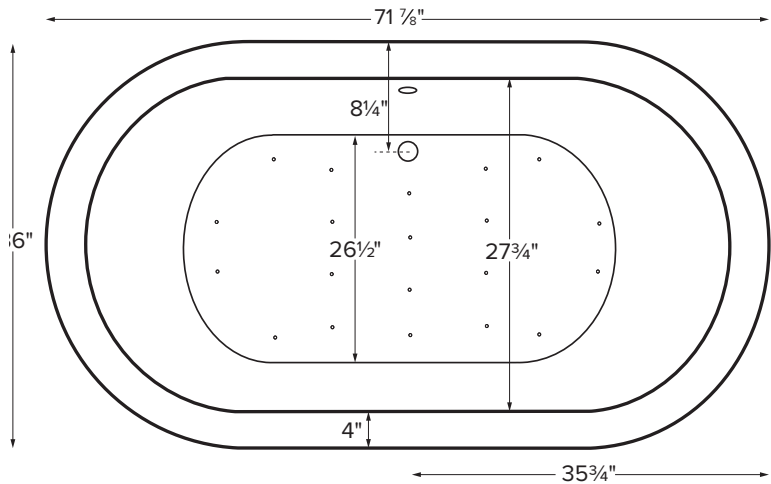


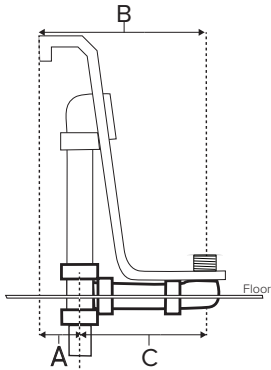
New Yorker 6

MODEL 112		
71.875" x 36" x 23.25"		
FREESTANDING 102 gal to overflow		
Acrylic CXL®	DoloMatte®	
140 lbs / 64 kg	<SOAKER>	158 lbs / 72 kg
Filling this tub to the maximum may require an above average size or dedicated water heater.		

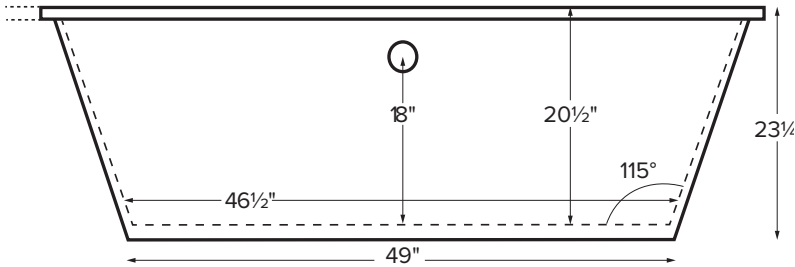


Drain Rough-In Measurements

A	B	C
3 1/8"	8 1/4"	5 1/8"



Requires use of a wall-mounted or freestanding tub filler.
Shown with Air Massage Package.



ELECTRICAL COMPONENTS & SPECIFICATIONS

Hydrotherapy Package	Components Included	110V GFCI
Air Massage	heated blower	1-15 amp
Air Massage Elite	heated blower, chromatherapy	1-15 amp
Electrical requirements may change with the addition of optional therapy components. See specific option details or installation information. CSA Certified C/US; B45.5/IAPMO ANSI Z124.1 and ANSI 112.19.7		

See the Installation & Operation Manual for more details.
MTI's Customer Service: Monday-Friday 8am-6pm EST
800-783-8827 or service@mtibaths.com

- Before discarding tub packaging, check for accessories that may be packaged inside.
- All product measurements are ±1/2".
- Specifications and configurations are subject to change without notice.
- Measurements herein supersede all others published prior to publication date below.

IMPORTANT ORDERING & INSTALLATION INFORMATION:

- Before ordering or installing, please consider future access to equipment.
- Comes equipped with an access panel on the drain side for installation of waste and overflow.
- Air baths require job site preparations for remote mounting the blower.
- Hydrotherapy equipment may ship loose for remote installation depending on tub model. See package content on the following page for details.
- MTI will eliminate the access panel upon request. Installation will be more difficult.
- Faucet valves cannot be installed on this tub model.
- Radiance placed on floor locations will affect placement of air jets.
- All tubs are compliant with ASTM C 1028-07 coefficient of friction. DoloMatte meets ANSI A137.1/A326.3 coefficient of friction and AS HB198:2014 slip tests.



- Airbath blower ships loose for remote installation on site.
- See the Installation & Operation Manual for more details.

New Yorker 6

MODEL 112

71.875" x 36" x 23.25"

Hydrotherapy Packages	Package Contents	Acrylic CXL®		DoloMatte®	
		Part #	MSRP	Part #	MSRP
Soaker	Soaking bath - no jets; includes a pre-leveled foam base.	S112	\$5,790	S112DM	\$6,510
Air Massage	20 air jets, heated air blower, pre-leveled foam base. Blower, control boxes and check valve must be remote located.	AST112	\$9,075	AST112DM	\$9,795

RECOMMENDED SENSORY THERAPIES

Thermaltherapy
(RAD100) **\$1,595** Radiance®
2 heated zones included

Options <i>Must be ordered at time of purchase</i>
Standard Colors White (CWH) DoloMatte available in matte white only. Biscuit (CBS) Not available for DoloMatte.
Quick Ship reduces lead time (QSPRI) \$430 <i>Please call for availability</i>
Textured Bottom (TXTBTM) Acrylic CXL® only \$105 DoloMatte® exceeds ANSI A137.1/A326.3 and AS HB198 slip tests.
Virtual Spout high-flow integrated tub filler (FPMJ) \$450
Grab Bars from \$330 (1 set of 2) Grab bars are factory-installed to the left and right of the overflow. Go to Acrylic Tub Options on mtibaths.com for details before ordering. <i>Color and finish selections vary.</i>
Decorative Towel Bar Chrome (CHTOWEL) \$545 , Brushed Nickel (BNTOWEL) \$545

Accessories	
Pillows from \$180	
Teak Bath Mat (TKMAT3018) \$815 <i>Custom sizes also available. Contact MTI for details and pricing.</i>	
Teak Tub Tray Slatted (TK-TRAY1) \$500 Solid (TK-TRAY2) \$570	
Floor-Mounted High-Flow Tub Filler Traditional Brushed Nickel (FILLTBN) \$1,745	
Faucet Stand SculptureStone® Standard	
Small 3-hole capacity 14¼" w x 21¾" h Matte (STAND) \$725	Large 5-hole capacity 22" w x 21¾" h Matte (STANDL) \$855
+\$430 gloss finish upcharge (SSGLOSSSNK)	

New Yorker 6

MODEL 112

71.875" x 36" x 23.25"

Cable Driven

Turn the overflow knob clockwise to open the drain, then counterclockwise to close the drain.



Drain Finishes - PVC Drain Kit
 White/Bone/Biscuit (WOCDW) **\$440**
 Chrome (WOC) **\$410**
 Brushed Nickel (WOCDBN) **\$490**
 Polished Nickel (WOCDPN) **\$540**
 Oil-Rubbed Bronze[†] (WOCBOR) **\$550**
 Polished Brass (WOCDBR) **\$690**
 Special Finishes* (WOCDSF) **\$1,135**

MTI does not offer a brass body cable drain kit.

Lift & Turn

Simple lift & turn to open. Lift, turn & release to close.



Drain Finishes - PVC Drain Kit
 Chrome (WOC) **\$185**
 White (WOW) **\$245**
 Brushed Nickel (WOBN) **\$305**

Toe Tap Push down on drain cover to open and close.



Round Overflow - PVC Drain Kit
 Chrome (WOTTC) **\$380**
 Brushed Nickel (WOTTBN) **\$385**
 Polished Nickel (WOTTPN) **\$385**
 Special Finishes* (WOTTSF) **\$1,145**



Rectangular Overflow - PVC Drain Kit
 Chrome (WOTRC) **\$470**
 Brushed Nickel (WOTRBN) **\$430**
 White (WOTRW) **\$525**

Rectangular Overflow kit must be specified when the tub is ordered.



Round Overflow - Solid Brass Drain
 Chrome (WOTTSBC) **\$810**
 Brushed Nickel (WOTTSBBN) **\$810**
 Polished Nickel (WOTTSBPN) **\$810**

Slim-Line Overflow with Toe Tap Drain

Sleek low profile overflow is factory-installed • Overflow measures 4.5" x 1"
 Provides a deeper soak • Not available for commercial applications



Must be specified when the tub is ordered.
Available for select Designer Collection tubs only.

Slim-Line Overflow with Toe-Tap PVC Drain

Chrome (SLOT) **\$500**
 Brushed Nickel (SLOTBN) **\$530**
 Polished Nickel (SLOTPN) **\$555**
 White (SLOTW) **\$430**



Slim-Line Overflow with Toe-Tap Solid Brass Drain

Chrome (SLOTSBC) **\$930**
 Brushed Nickel (SLOTSBBN) **\$935**
 Polished Nickel (SLOTSBPN) **\$935**
 White (SLOTSBW) **\$965**

See individual tub specification sheets for availability.

* Allow 2-4 weeks lead time for Special Finishes.
 Send sample for best match.

[†]Oil Rubbed Bronze finishes vary among manufacturers.
 MTI has selected a finish that is compatible with many available.
 To ensure best match, order as a Special Finish and submit a sample.

NOTE:

MTI does not warrant drain kits or finishes, though drain kits may carry a direct factory warranty from the manufacturer. Proper drain installation is the responsibility of the installer. MTI's tub warranty does not cover drain leakage.