
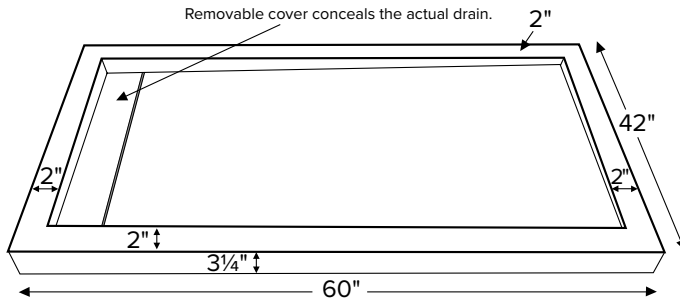


6042MTHD

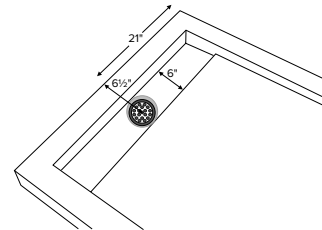


Color matched SculptureStone® hidden drain cover comes standard on white base.



When ordering, please specify left- or right-hand drain and tile flange locations.

60" x 42" x 3.25" (exterior bottom of base)	
MULTIPLE, LOW-PROFILE THRESHOLD smooth floor	
End Drain	
Acrylic CXL®	DoloMatte®
125 lbs / 57 kg	141 lbs / 64 kg



Hidden drain cover is removable for access.

Model #	Material	Color / Finish	Package Content	MSRP
SB6042MTHD	Acrylic CXL®	White (CWH) / Gloss	Matching SculptureStone Hidden Drain Cover, PVC drain kit in chrome finish	\$2,300
		Biscuit (CBS) / Gloss	Natural stainless steel Hidden Drain Cover, PVC drain kit in brushed nickel finish	
SBDM6042MTHD	DoloMatte®	White (CWH) / Matte	Matching SculptureStone Hidden Drain Cover, PVC drain kit in chrome finish	\$2,660

Must specify color code on order. DoloMatte available in white only.

Options <i>Must be ordered at time of purchase</i>
Quick Ship (QSPRI) \$430 Reduces lead time. Please call for availability.
Radiance® (RAD100) \$1,595 Shower floor heating system. Radiance heating grids are fully integrated within the acrylic shell structure of the shower floor. Requires a 110-volt, 15 amp GFCI and remote installation of control box & keypad.
Pre-Leveled Foam Base (PLFSB) \$220
Hidden Drain Cover Options Substitute included Hidden Drain Cover with any of the following available options: Natural Stainless Steel Hidden Drain Cover (DCH42S) Powder Coated White Stainless Steel Hidden Drain Cover (DCH42W) Must specify part code on order; comes in lieu of standard cover.
PVC Drain Kit Finishes Chrome included with shower base Brushed Nickel upcharge (SBDKBN) \$65



Factory-installed tile flange is 1/16" thick. Account for this thickness when planning final opening size.

Accessories
Drain Kit Solid Brass Drain Kit with Stainless Steel Trim (SBDKSB) \$195
Teak Shower Seat Premium Natural Stainless (TK-SSEAT2416BNS) \$3,035 High-Polished Stainless (TK-SSEAT2416BHP) \$3,465 Standard Natural Stainless (TK-SSEAT2215NS) \$1,125 High-Polished Stainless (TK-SSEAT2215HP) \$1,575
Teak Bath Mat (TKMAT3018) \$815 Measures 30" x 17.5" x 1" Custom sizes also available. Contact MTI for details.
Teak Hidden Drain Cover (TKHD42) \$265

IMPORTANT ORDERING & INSTALLATION INFORMATION

- Factory-installed tile flange on 1, 2 or 3 sides to simplify installation. Must specify tile flange location(s) and left- or right-hand drain on order.
- 3.5" drain opening pre-drilled.
- Dimensions provided represent the length and width of the bottom of the base without tile flange. See Installation Instructions.
- Add proper wet-bedding compound to fully support bottom of shower base. Optional factory installed Pre-Leveled Foam Base negates the need to wet bed when installing on a flat, level subfloor. See installation instructions.
- All bases are in accordance with CSA B45.5/IAPMO Z124 standard and compliant with ASTM C 1028-07 coefficient of friction. DoloMatte bases meet ANSI A137.1/A326.3 coefficient of friction and AS HB198:2014 pendulum slip resistance testing.

- Options and accessories may be packaged inside the box. Always check packaging before discarding.
- All product measurements are ±1/2".
- Specifications and configurations are subject to change without notice.
- Measurements herein supersede all others published prior to publication date below.

See the Installation & Operation Manual for more details.

MTI's Customer Service: Monday-Friday 8am-6pm EST

800-783-8827 or service@mtibaths.com

CSA # MTSB-6042MTHD

HURL # MTSB-DM6042MTHD

©2023 by MTI Baths, Inc. Modification Rights Reserved



Rev. 11 13 2023