


Carrier-Arms Counter-Sinks

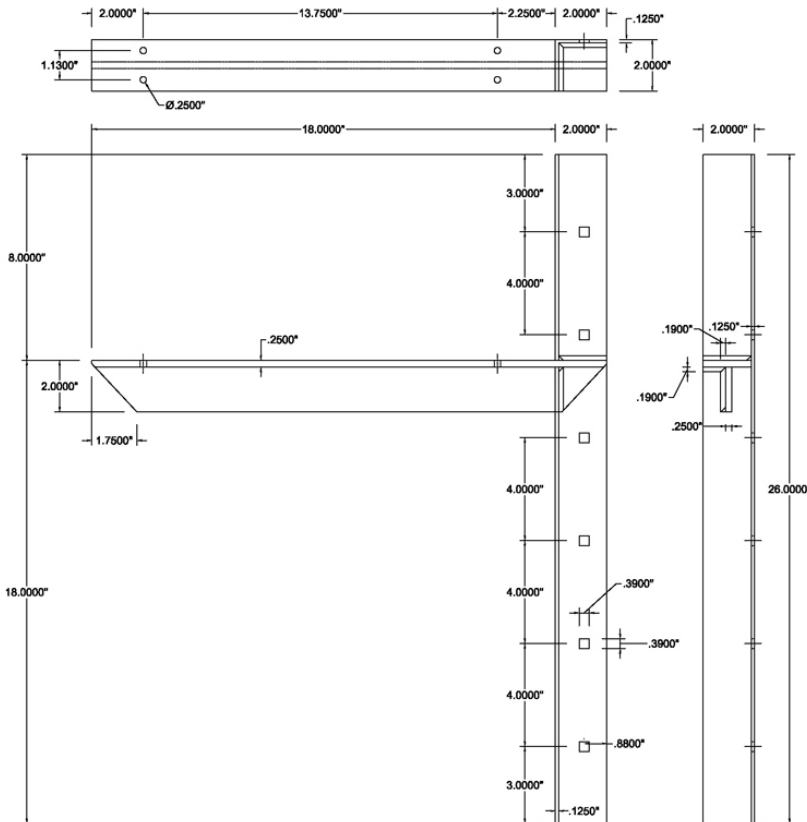
See Following Page
for Carrier Arms for
Wall-Mount Sinks



2" x 18" carrier arms, shown in diagram below, designed for wall-mounted counter-sinks. 2" x 12" version available for narrower counter-sinks. When ordered with the counter-sink, MTI will ship the appropriate size carrier arms.



2" carrier arms



FEATURES AND ORDERING

- Designed with upper extension for maximum strength and stability.
- 2" concealed carrier arms for wall-mounted counter-sinks come in sets of 2 and 3.
- When ordered with the counter-sink, MTI will ship the appropriate size and number of carrier arms.
- When ordered separately, MTI recommends 2 carrier arms for most single bowl applications; 3 or more might be necessary for Counter-Sinks 60" and up. See chart on this page.

INSTALLATION

- Secure each arm to the stud with 3/8"-16 x 3" hex head bolts and flat washers. Finish with flat washer, lock washer and nut. Mounting hardware is not included.
- Use backing when installed to metal studs.
- Adhere sink unit to the arms using 3M VHB tape or a liquid adhesive such as Liquid Nails. Check local codes.
- See installation guide for more details.

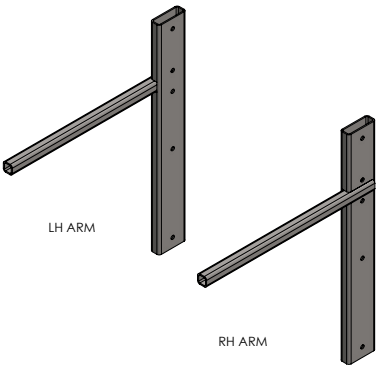
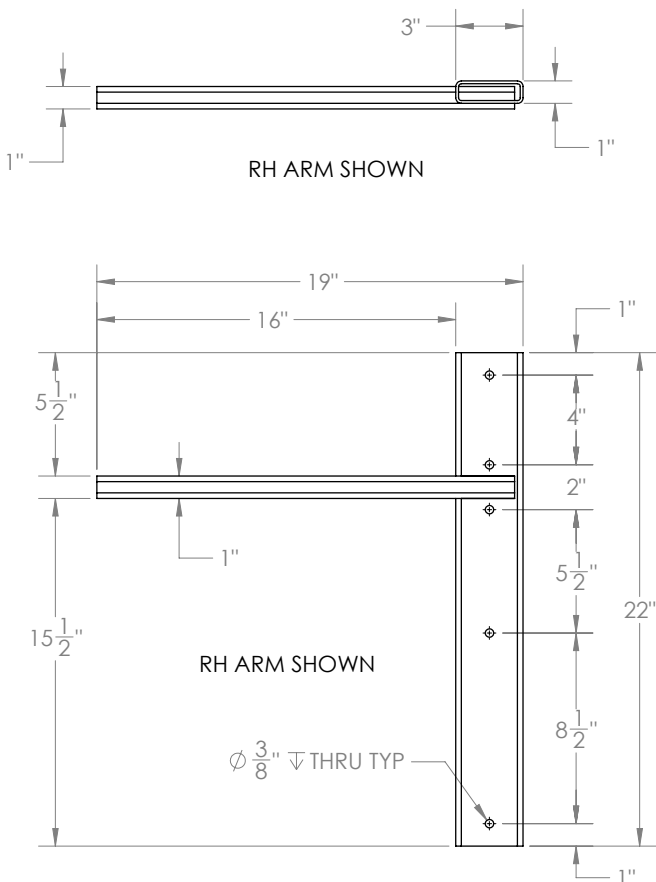
Description	Arm Length (must specify length)	Part #	MSRP*
Set of 2	12" or 18"	CCA2	\$585
Set of 3	12" or 18"	CCA3	\$790

*Priced above when ordered separately

Carrier-Arms
Wall-Mounted Sinks

See Previous Page
for Carrier Arms for
Counter-Sinks

1" carrier arms, shown in diagram below, designed for select wall-mounted sinks. Specifications for 2" carrier arms used with Metropolis (MTCS767D) and counter-sinks located on previous page.



1" carrier arms (CAWM2)

FEATURES AND ORDERING




- Designed with upper extension for maximum strength and stability.
- MTI strongly recommends use of these concealed carrier arms with MTI wall-mounted sinks. See chart on this page for ordering details.

INSTALLATION

- Secure each arm to the stud with 5/16" x 3" hex head bolts and flat washers. Finish with flat washer, lock washer and nut. Mounting hardware is not included.
- Use backing when installed to metal studs.
- Adhere sink unit to the arms using 3M VHB tape or a liquid adhesive such as Liquid Nails. Check local codes.
- See installation guide for more details.

Sink Model(s)	Arm Size	Part #	MSRP*
MTCS700D MTCS701D MTCS719D MTCS736D	1" x 18"	CAWM2	\$425
MTCS767D	2" x 18"	CCA2	\$585

*Priced above when ordered with sink



2" concealed carrier arms for counter-sinks and Metropolis (MTCS767D) wall-mounted sink shown above with a reach of 18". When ordered with the counter-sink, MTI will ship the appropriate size carrier arms. When ordering with wall-mounted sink, must include part code for proper size carrier arms (see above chart).